











London to Wimbledon and Sutton via Streatham and Tulse Hill

Mondays to Fridays

Operator Days of operation/Notes	SN A	TL B	TL C	SN D	TL B	SN E	SN F	TL G	SN H	SN E	TL B	SN J	TL B	SN A	SN D	SN E	TL C
London Victoria (VIC)  10 d	0541			0611					0641					0655	0711		
Clapham Junction (CLJ) 10 d	0548			0618					0648					0703	0718		
Balham (BAL)  4 d	0553			0623					0653						0723		
St Pancras International (STP)  15 d		0512	0527		0542			0557			0612		0627				0642
Farringdon (ZFD)  3 d		0517	0532		0547			0602			0617		0632				0647
City Thameslink (CTK) 3 d		0519	0534		0549			0604			0619		0634				0649
London Blackfriars (BFR)  3 d		0521	0536		0551			0606			0621		0636				0651
Elephant & Castle (EPH)  d		0525	0540		0555			0610			0625		0640				0655
Loughborough Jn (LGJ) d		0530	0545		0600			0615			0630		0645				0700
Herne Hill (HNH) 4 d		0534	0549		0604			0619			0634		0649				0704
London Bridge (LBG)  4 d						0556	0601			0614		0631				0644	
South Bermondsey (SBM) d						0600	0606			0618		0636				0648	
Queens Rd Peckham (QRP) d						0603	0609			0622		0639				0652	
Peckham Rye (PMR) 4 d						0606	0612			0625		0642				0655	
East Dulwich (EDW) d						0609	0615			0628		0645				0658	
North Dulwich (NDL) d						0612	0617			0631		0647				0700	
Tulse Hill (TUH) 4 a		0539	0554		0609	0617	0621	0624		0634	0639	0651	0654			0704	0709
Tulse Hill (TUH) 4 d		0540	0556		0610		0621	0626			0640	0651	0656				0710
Streatham (STE) 4 d		0544	0600		0614		0625a	0630			0644	0655a	0700				0714
Tooting (TOO) d		0549			0619						0649						0719
Haydons Road (HYR) d		0552			0622						0652						0722
Wimbledon (WIM)  6 a		0554			0624						0654						0724
Wimbledon (WIM)  6 d		0555			0625						0655						0725
Wimbledon Chase (WBO) d		0558			0628						0658						0728
South Merton (SMO) d		0600			0630						0700						0730
Morden South (MDS) d		0603			0633						0703						0733
St Helier (SIH) d		0605			0635						0705						0735
Sutton Common (SUC) d		0607			0637						0707						0737
West Sutton (WSU) d		0610			0640						0710						0740
Mitcham Eastfields (MTC) d	0600		0604	0630				0634	0700				0704		0730		
Mitcham Junction (MIJ)  d	0603		0607	0633				0637	0703				0707		0733		
Hackbridge (HCB) d	0606		0610	0636				0640	0706				0710		0736		
Carshalton (CSH) d	0609		0613	0639				0643	0709				0713	0719	0739		
Sutton (Surrey) (SUO) 4 a	0613	0614	0617	0643	0644			0647	0713		0714		0717	0723	0743		0744



































NOTES (see introductory pages for explanation of train operator codes and standard symbols)

a Arrival time
d Departure time

A To Epsom
B From Luton
C From West Hampstead Thameslink
D To Dorking
E To Beckenham Junction
F To East Croydon
G From Kentish Town
H To Horsham
J To Selhurst

London to Wimbledon and Sutton via Streatham and Tulse Hill

Mondays to Fridays











Operator Days of operation/Notes	SN J	TL K	SN H	SN E	TL K	SN J	TL K	SN D	SN E	TL K	SN F	TL K	SN H	SN E	TL K	SN F	TL K
London Victoria (VIC)  d			0741					0811					0841				
Clapham Junction (CLJ)  d			0748					0818					0848				
Balham (BAL)  d			0754					0823					0853				
St Pancras International (STP)  d		0657			0712		0727			0742		0757			0812		0827
Farringdon (ZFD)  d		0702			0717		0732			0747		0802			0817		0832
City Thameslink (CTK)  d		0704			0719		0734			0749		0804			0819		0834
London Blackfriars (BFR)  d		0706			0721		0736			0751		0806			0821		0836
Elephant & Castle (EPH)  d		0710			0725		0740			0755		0810			0825		0840
Loughborough Jn (LGJ)  d		0715			0730		0745			0800		0815			0830		0845
Herne Hill (HNH)  d		0719			0734		0749			0804		0819			0834		0849
London Bridge (LBG)  d	0701			0714		0731			0744		0801			0814		0831	
South Bermondsey (SBM)  d	0706			0720		0736			0748		0806			0819		0836	
Queens Rd Peckham (QRP)  d	0709			0723		0739			0752		0809			0822		0839	
Peckham Rye (PMR)  d	0712			0726		0742			0755		0812			0825		0842	
East Dulwich (EDW)  d	0715			0729		0745			0758		0815			0828		0845	
North Dulwich (NDL)  d	0717			0731		0747			0801		0817			0831		0847	
Tulse Hill (TUH)  a	0721	0724		0734	0739	0751	0754		0804	0809	0821	0824		0835	0839	0851	0854
Tulse Hill (TUH)  d	0721	0726			0740	0751	0756			0810	0821	0826			0840	0851	0856
Streatham (STE)  d	0725a	0730			0744	0755a	0800			0814	0825a	0830			0844	0855a	0900
Tooting (TOO)  d					0749					0819					0849		
Haydens Road (HYR)  d					0752					0822					0852		
Wimbledon (WIM)  a					0754					0824					0854		
Wimbledon (WIM)  d					0755					0825					0855		
Wimbledon Chase (WBO)  d					0758					0828					0858		
South Merton (SMO)  d					0800					0830					0900		
Morden South (MDS)  d					0803					0833					0903		
St Helier (SIH)  d					0805					0835					0905		
Sutton Common (SUC)  d					0807					0837					0907		
West Sutton (WSU)  d					0810					0840					0910		
Mitcham Eastfields (MTC)  d		0734	0800				0804	0830				0834	0900				0904
Mitcham Junction (MIJ)  d		0737	0803				0807	0833				0837	0903				0907
Hackbridge (HCB)  d		0740	0806				0810	0836				0840	0906				0910
Carshalton (CSH)  d		0743	0809				0813	0839				0843	0909				0913
Sutton (Surrey) (SUO)  a		0747	0813		0814		0817	0843		0844		0847	0913		0914		0917

NOTES (see introductory pages for explanation of train operator codes and standard symbols)

- a Arrival time
d Departure time
- D To Dorking
E To Beckenham Junction
F To East Croydon
H To Horsham
J To Selhurst
K From St Albans City

London to Wimbledon and Sutton via Streatham and Tulse Hill

Mondays to Fridays



































Operator Days of operation/Notes	SN D	SN E	TL K	SN F	TL K	SN H	SN E	TL K	SN F	TL K	SN D	SN E	TL K	SN F	TL K	SN H	SN E
London Victoria (VIC)  10 d	0912					0941					1011					1041	
Clapham Junction (CLJ) 10 d	0919					0948					1018					1048	
Balham (BAL)  4 d	0924					0953					1023					1053	
St Pancras International (STP)  15 d			0842		0857			0912		0927			0942		0957		
Farringdon (ZFD)  3 d			0847		0902			0917		0932			0947		1002		
City Thameslink (CTK) 3 d			0849		0904			0919		0934			0949		1004		
London Blackfriars (BFR)  3 d			0851		0906			0921		0936			0951		1006		
Elephant & Castle (EPH)  d			0855		0910			0925		0940			0955		1010		
Loughborough Jn (LGJ) d			0900		0915			0930		0945			1000		1015		
Herne Hill (HNH) 4 d			0904		0919			0934		0949			1004		1019		
London Bridge (LBG)  4 d		0844		0901			0914		0931			0944		1001			1014
South Bermondsey (SBM) d		0849		0906			0918		0936			0948		1006			1019
Queens Rd Peckham (QRP) d		0853		0909			0922		0939			0952		1009			1022
Peckham Rye (PMR) 4 d		0856		0912			0925		0942			0955		1012			1025
East Dulwich (EDW) d		0859		0915			0928		0945			0958		1015			1028
North Dulwich (NDL) d		0901		0917			0931		0947			1001		1017			1031
Tulse Hill (TUH) 4 a		0904	0909	0921	0924		0934	0939	0951	0954		1004	1010	1021	1024		1034
Tulse Hill (TUH) 4 d			0910	0921	0926			0940	0951	0956			1010	1021	1026		
Streatham (STE) 4 d			0914	0925a	0930			0944	0955a	1000			1014	1025a	1030		
Tooting (TOO) d			0919					0949					1019				
Haydons Road (HYR) d			0922					0952					1022				
Wimbledon (WIM)  6 a			0924					0954					1024				
Wimbledon (WIM)  6 d			0925					0955					1025				
Wimbledon Chase (WBO) d			0928					0958					1028				
South Merton (SMO) d			0930					1000					1030				
Morden South (MDS) d			0933					1003					1033				
St Helier (SIH) d			0935					1005					1035				
Sutton Common (SUC) d			0937					1007					1037				
West Sutton (WSU) d			0940					1010					1040				
Mitcham Eastfields (MTC) d	0930				0934	1000				1004	1030				1034	1100	
Mitcham Junction (MIJ)  d	0933				0937	1003				1007	1033				1037	1103	
Hackbridge (HCB) d	0936				0940	1006				1010	1036				1040	1106	
Carshalton (CSH) d	0939				0943	1009				1013	1039				1043	1109	
Sutton (Surrey) (SUO) 4 a	0943		0944		0947	1013		1014		1017	1043		1044		1047	1113	

NOTES (see introductory pages for explanation of train operator codes and standard symbols)

- a Arrival time
d Departure time
- D To Dorking
E To Beckenham Junction
F To East Croydon
H To Horsham
K From St Albans City

London to Wimbledon and Sutton via Streatham and Tulse Hill

Mondays to Fridays



































Operator Days of operation/Notes	TL K	SN F	TL K	SN D	SN E	TL K	SN F	TL K	SN H	SN E	TL K	SN F	TL K	SN D	SN E	TL K	SN F
London Victoria (VIC)  10 d				1111					1141					1211			
Clapham Junction (CLJ)  10 d				1118					1148					1218			
Balham (BAL)  4 d				1123					1153					1223			
St Pancras International (STP)  15 d	1012		1027			1042		1057			1112		1127			1142	
Farringdon (ZFD)  3 d	1017		1032			1047		1102			1117		1132			1147	
City Thameslink (CTK)  3 d	1019		1034			1049		1104			1119		1134			1149	
London Blackfriars (BFR)  3 d	1021		1036			1051		1106			1121		1136			1151	
Elephant & Castle (EPH)  d	1025		1040			1055		1110			1125		1140			1155	
Loughborough Jn (LGJ)  d	1030		1045			1100		1115			1130		1145			1200	
Herne Hill (HNH)  4 d	1034		1049			1104		1119			1134		1149			1204	
London Bridge (LBG)  4 d		1031			1044		1101			1114		1131			1144		1201
South Bermondsey (SBM)  d		1036			1048		1106			1118		1136			1148		1206
Queens Rd Peckham (QRP)  d		1039			1052		1109			1122		1139			1152		1209
Peckham Rye (PMR)  4 d		1042			1055		1112			1125		1142			1155		1212
East Dulwich (EDW)  d		1045			1058		1115			1128		1145			1158		1215
North Dulwich (NDL)  d		1047			1101		1117			1131		1147			1201		1217
Tulse Hill (TUH)  4 a	1039	1051	1054		1104	1109	1121	1124		1135	1139	1151	1154		1204	1209	1221
Tulse Hill (TUH)  4 d	1040	1051	1056			1110	1121	1126			1140	1151	1156			1210	1221
Streatham (STE)  4 d	1044	1055a	1100			1114	1125a	1130			1144	1155a	1200			1214	1225a
Tooting (TOO)  d	1049					1119					1149					1219	
Haydens Road (HYR)  d	1052					1122					1152					1222	
Wimbledon (WIM)  6 a	1054					1124					1154					1224	
Wimbledon (WIM)  6 d	1055					1125					1155					1225	
Wimbledon Chase (WBO)  d	1058					1128					1158					1228	
South Merton (SMO)  d	1100					1130					1200					1230	
Morden South (MDS)  d	1103					1133					1203					1233	
St Helier (SIH)  d	1105					1135					1205					1235	
Sutton Common (SUC)  d	1107					1137					1207					1237	
West Sutton (WSU)  d	1110					1140					1210					1240	
Mitcham Eastfields (MTC)  d			1104	1130				1134	1200				1204	1230			
Mitcham Junction (MIJ)  d			1107	1133				1137	1203				1207	1233			
Hackbridge (HCB)  d			1110	1136				1140	1206				1210	1236			
Carshalton (CSH)  d			1113	1139				1143	1209				1213	1239			
Sutton (Surrey) (SUO)  4 a	1114		1117	1143		1144		1147	1213		1214		1217	1243		1244	

NOTES (see introductory pages for explanation of train operator codes and standard symbols)

- a Arrival time
d Departure time
- D To Dorking
E To Beckenham Junction
F To East Croydon
H To Horsham
K From St Albans City

London to Wimbledon and Sutton via Streatham and Tulse Hill

Mondays to Fridays























Operator Days of operation/Notes	TL K	SN H	SN E	TL K	SN F	TL K	SN D	SN E	TL K	SN F	TL K	SN H	SN E	TL K	SN F	TL K	SN D
London Victoria (VIC)  d		1241					1311					1341					1411
Clapham Junction (CLJ)  d		1248					1318					1348					1418
Balham (BAL)  d		1253					1323					1353					1423
St Pancras International (STP)  d	1157			1212		1227			1242		1257			1312		1327	
Farringdon (ZFD)  d	1202			1217		1232			1247		1302			1317		1332	
City Thameslink (CTK)  d	1204			1219		1234			1249		1304			1319		1334	
London Blackfriars (BFR)  d	1206			1221		1236			1251		1306			1321		1336	
Elephant & Castle (EPH)  d	1210			1225		1240			1255		1310			1325		1340	
Loughborough Jn (LGJ)  d	1215			1230		1245			1300		1315			1330		1345	
Herne Hill (HNH)  d	1219			1234		1249			1304		1319			1334		1349	
London Bridge (LBG)  d			1214		1231			1244		1301			1314		1331		
South Bermondsey (SBM)  d			1218		1236			1248		1306			1318		1336		
Queens Rd Peckham (QRP)  d			1222		1239			1252		1309			1322		1339		
Peckham Rye (PMR)  d			1225		1242			1255		1312			1325		1342		
East Dulwich (EDW)  d			1228		1245			1258		1315			1328		1345		
North Dulwich (NDL)  d			1231		1247			1301		1317			1331		1347		
Tulse Hill (TUH)  a	1224		1234	1239	1251	1254		1304	1309	1321	1324		1334	1339	1351	1354	
Tulse Hill (TUH)  d	1226			1240	1251	1256			1310	1321	1326			1340	1351	1356	
Streatham (STE)  d	1230			1244	1255a	1300			1314	1325a	1330			1344	1355a	1400	
Tooting (TOO)  d				1249					1319					1349			
Haydons Road (HYR)  d				1252					1322					1352			
Wimbledon (WIM)  a				1254					1324					1354			
Wimbledon (WIM)  d				1255					1325					1355			
Wimbledon Chase (WBO)  d				1258					1328					1358			
South Merton (SMO)  d				1300					1330					1400			
Morden South (MDS)  d				1303					1333					1403			
St Helier (SIH)  d				1305					1335					1405			
Sutton Common (SUC)  d				1307					1337					1407			
West Sutton (WSU)  d				1310					1340					1410			
Mitcham Eastfields (MTC)  d	1234	1300				1304	1330				1334	1400				1404	1430
Mitcham Junction (MIJ)  d	1237	1303				1307	1333				1337	1403				1407	1433
Hackbridge (HCB)  d	1240	1306				1310	1336				1340	1406				1410	1436
Carshalton (CSH)  d	1243	1309				1313	1339				1343	1409				1413	1439
Sutton (Surrey) (SUO)  a	1247	1313		1314		1317	1343		1344		1347	1413		1414		1417	1443

NOTES (see introductory pages for explanation of train operator codes and standard symbols)

- a Arrival time
d Departure time
- D To Dorking
E To Beckenham Junction
F To East Croydon
H To Horsham
K From St Albans City

London to Wimbledon and Sutton via Streatham and Tulse Hill

Mondays to Fridays



































Operator Days of operation/Notes	SN E	TL K	SN F	TL K	SN H	SN E	TL K	SN F	TL K	SN D	SN E	TL K	SN F	TL K	SN H	SN E	TL K
London Victoria (VIC)  d					1441					1511					1541		
Clapham Junction (CLJ)  d					1448					1518					1548		
Balham (BAL)  d					1453					1523					1553		
St Pancras International (STP)   d		1342		1357			1412		1427			1442		1457			1512
Farringdon (ZFD)  d		1347		1402			1417		1432			1447		1502			1517
City Thameslink (CTK)  d		1349		1404			1419		1434			1449		1504			1519
London Blackfriars (BFR)  d		1351		1406			1421		1436			1451		1506			1521
Elephant & Castle (EPH)  d		1355		1410			1425		1440			1455		1510			1525
Loughborough Jn (LGJ)  d		1400		1415			1430		1445			1500		1515			1530
Herne Hill (HNH)  d		1404		1419			1434		1449			1504		1519			1534
London Bridge (LBG)  d	1344		1401			1414		1431			1444		1501			1514	
South Bermondsey (SBM) d	1348		1406			1419		1436			1448		1506			1518	
Queens Rd Peckham (QRP) d	1352		1409			1423		1439			1452		1509			1522	
Peckham Rye (PMR)  d	1355		1412			1426		1442			1455		1512			1525	
East Dulwich (EDW) d	1358		1415			1429		1445			1458		1515			1528	
North Dulwich (NDL) d	1401		1417			1431		1447			1501		1517			1531	
Tulse Hill (TUH)  a	1404	1409	1421	1424		1435	1439	1451	1454		1504	1509	1521	1524		1534	1539
Tulse Hill (TUH)  d		1410	1421	1426			1440	1451	1456			1510	1521	1526			1540
Streatham (STE)  d		1414	1425a	1430			1444	1455a	1500			1514	1525a	1530			1544
Tooting (TOO) d		1419					1449					1519					1549
Haydens Road (HYR) d		1422					1452					1522					1552
Wimbledon (WIM)   a		1424					1454					1524					1554
Wimbledon (WIM)   d		1425					1455					1525					1555
Wimbledon Chase (WBO) d		1428					1458					1528					1558
South Merton (SMO) d		1430					1500					1530					1600
Morden South (MDS) d		1433					1503					1533					1603
St Helier (SIH) d		1435					1505					1535					1605
Sutton Common (SUC) d		1437					1507					1537					1607
West Sutton (WSU) d		1440					1510					1540					1610
Mitcham Eastfields (MTC) d				1434	1500				1504	1530					1534	1600	
Mitcham Junction (MIJ)  d				1437	1503				1507	1533					1537	1603	
Hackbridge (HCB) d				1440	1506				1510	1536					1540	1606	
Carshalton (CSH) d				1443	1509				1513	1539					1543	1609	
Sutton (Surrey) (SUO)  a		1444		1447	1513		1514		1517	1543		1544		1547	1613		1614

NOTES (see introductory pages for explanation of train operator codes and standard symbols)

- a Arrival time
d Departure time
- D To Dorking
E To Beckenham Junction
F To East Croydon
H To Horsham
K From St Albans City

London to Wimbledon and Sutton via Streatham and Tulse Hill

Mondays to Fridays




































Operator Days of operation/Notes	SN F	TL K	SN D	SN E	TL K	SN F	TL K	SN H	SN E	TL K	SN F	TL K	SN D	SN E	TL K	SN F	TL K
London Victoria (VIC)  10 d			1612					1641					1711				
Clapham Junction (CLJ)  10 d			1619					1648					1718				
Balham (BAL)  4 d			1624					1653					1723				
St Pancras International (STP)  15 d		1527			1542		1557			1612		1627			1642		1657
Farringdon (ZFD)  3 d		1532			1547		1602			1617		1632			1647		1702
City Thameslink (CTK)  3 d		1534			1549		1604			1619		1634			1649		1704
London Blackfriars (BFR)  3 d		1536			1551		1606			1621		1636			1651		1706
Elephant & Castle (EPH)  d		1540			1555		1610			1625		1640			1655		1710
Loughborough Jn (LGJ)  d		1545			1600		1615			1630		1645			1700		1715
Herne Hill (HNH)  4 d		1549			1604		1619			1634		1649			1704		1719
London Bridge (LBG)  4 d	1531			1544		1601			1614		1631			1644		1701	
South Bermondsey (SBM)  d	1536			1548		1606			1618		1637			1648		1706	
Queens Rd Peckham (QRP)  d	1539			1552		1609			1622		1640			1652		1709	
Peckham Rye (PMR)  4 d	1542			1555		1612			1625		1643			1655		1712	
East Dulwich (EDW)  d	1545			1558		1615			1628		1646			1658		1715	
North Dulwich (NDL)  d	1547			1601		1617			1631		1648			1701		1717	
Tulse Hill (TUH)  4 a	1551	1554		1604	1609	1621	1624		1634	1639	1652	1654		1704	1709	1721	1724
Tulse Hill (TUH)  4 d	1551	1556			1610	1621	1626			1640	1652	1656			1710	1721	1726
Streatham (STE)  4 d	1555a	1600			1614	1625a	1630			1644	1656a	1700			1714	1725a	1730
Tooting (TOO)  d					1619					1649					1719		
Haydons Road (HYR)  d					1622					1652					1722		
Wimbledon (WIM)  6 a					1624					1654					1724		
Wimbledon (WIM)  6 d					1625					1655					1725		
Wimbledon Chase (WBO)  d					1628					1658					1728		
South Merton (SMO)  d					1630					1700					1730		
Morden South (MDS)  d					1633					1703					1733		
St Helier (SIH)  d					1635					1705					1735		
Sutton Common (SUC)  d					1637					1707					1737		
West Sutton (WSU)  d					1640					1710					1740		
Mitcham Eastfields (MTC)  d		1604	1630				1634	1700				1704	1730				1734
Mitcham Junction (MIJ)  d		1607	1633				1637	1703				1707	1733				1737
Hackbridge (HCB)  d		1610	1636				1640	1706				1710	1736				1740
Carshalton (CSH)  d		1613	1639				1643	1709				1713	1739				1743
Sutton (Surrey) (SUO)  4 a		1617	1643		1644		1647	1713		1714		1717	1743		1744		1747

NOTES (see introductory pages for explanation of train operator codes and standard symbols)

- a Arrival time
d Departure time
- D To Dorking
E To Beckenham Junction
F To East Croydon
H To Horsham
K From St Albans City

London to Wimbledon and Sutton via Streatham and Tulse Hill

Mondays to Fridays

Operator Days of operation/Notes	SN H	SN H	SN E	TL K	SN F	TL K	SN A	SN E	TL K	SN	SN D	TL K	SN F	TL K	SN A	SN H	SN E
London Victoria (VIC)  d	1725	1741					1755				1811				1825	1841	
Clapham Junction (CLJ)  d	1732	1748					1802				1819				1832	1848	
Balham (BAL)  d		1753									1824					1853	
St Pancras International (STP)  d				1712		1727			1742					1757			
Farringdon (ZFD)  d				1717		1732			1747					1802			
City Thameslink (CTK)  d				1719		1734			1749					1804			
London Blackfriars (BFR)  d				1721		1736			1751					1806			
Elephant & Castle (EPH)  d				1725		1740			1755					1810			
Loughborough Jn (LGJ)  d				1730		1745			1800					1815			
Herne Hill (HNH)  d				1734		1749			1804					1819			
London Bridge (LBG)  d			1714		1732			1744		1752			1801				1814
South Bermondsey (SBM)  d			1718		1737			1748		1759c			1806				1818
Queens Rd Peckham (QRP)  d			1722		1740			1752		1802			1809				1821
Peckham Rye (PMR)  d			1725		1742			1755		1805			1812				1824
East Dulwich (EDW)  d			1728		1745			1758		1808			1815				1827
North Dulwich (NDL)  d			1731		1747			1801		1811			1817				1830
Tulse Hill (TUH)  a			1734	1739	1751	1754		1804	1809	1814			1821	1824			1833
Tulse Hill (TUH)  d				1740	1751	1756			1810	1815			1821	1826			
Streatham (STE)  d				1744	1755a	1800			1814	1820			1825a	1830			
Tooting (TOO)  d				1749					1819								
Haydens Road (HYR)  d				1752					1822								
Wimbledon (WIM)  a				1754					1824								
Wimbledon (WIM)  d				1755					1825				1825				
Wimbledon Chase (WBO)  d				1758									1828				
South Merton (SMO)  d				1800									1830				
Morden South (MDS)  d				1803									1833				
St Helier (SIH)  d				1805									1835				
Sutton Common (SUC)  d				1807									1837				
West Sutton (WSU)  d				1810									1840				
Mitcham Eastfields (MTC)  d	1743	1800				1804	1813			1824	1831			1835	1843	1900	
Mitcham Junction (MIJ)  d	1746	1803				1807	1816			1827	1834			1838	1846	1903	
Hackbridge (HCB)  d	1749	1806				1810	1819			1830	1837			1841	1849	1906	
Carshalton (CSH)  d	1752	1809				1813	1822			1833	1839			1843	1852	1909	
Sutton (Surrey) (SUO)  a	1755	1813		1814		1817	1825			1836	1843	1844		1847	1855	1913	



































NOTES (see introductory pages for explanation of train operator codes and standard symbols)

- a Arrival time
d Departure time
c Arrives 3 minutes earlier

- A To Epsom
D To Dorking
E To Beckenham Junction
F To East Croydon
H To Horsham
K From St Albans City

London to Wimbledon and Sutton via Streatham and Tulse Hill

Mondays to Fridays



































Operator Days of operation/Notes	TL K	SN F	TL K	SN D	SN E	TL K	SN F	TL K	SN H	SN E	TL K	SN F	TL K	SN D	SN E	TL K	SN F
London Victoria (VIC)  d				1911					1941					2011			
Clapham Junction (CLJ)  d				1918					1948					2018			
Balham (BAL)  d				1923					1953					2023			
St Pancras International (STP)  d	1812		1827			1842		1857			1912		1927			1942	
Farringdon (ZFD)  d	1817		1832			1847		1902			1917		1932			1947	
City Thameslink (CTK)  d	1819		1834			1849		1904			1919		1934			1949	
London Blackfriars (BFR)  d	1821		1836			1851		1906			1921		1936			1951	
Elephant & Castle (EPH)  d	1825		1840			1855		1910			1925		1940			1955	
Loughborough Jn (LGJ)  d	1830		1845			1900		1915			1930		1945			2000	
Herne Hill (HNH)  d	1834		1849			1904		1919			1934		1949			2004	
London Bridge (LBG)  d		1831			1844		1901			1914		1931			1944		2001
South Bermondsey (SBM)  d		1836			1848		1906			1918		1936			1948		2006
Queens Rd Peckham (QRP)  d		1839			1852		1909			1922		1939			1952		2009
Peckham Rye (PMR)  d		1842			1855		1912			1925		1942			1955		2012
East Dulwich (EDW)  d		1845			1858		1915			1928		1945			1958		2015
North Dulwich (NDL)  d		1847			1901		1917			1931		1947			2001		2017
Tulse Hill (TUH)  a	1839	1851	1854		1904	1909	1921	1924		1934	1939	1951	1954		2004	2009	2021
Tulse Hill (TUH)  d	1840	1851	1856			1910	1921	1926			1940	1951	1956			2010	2021
Streatham (STE)  d	1844	1855a	1900			1914	1925a	1930			1944	1955a	2000			2014	2025a
Tooting (TOO)  d		1849				1919					1949					2019	
Haydens Road (HYR)  d		1852				1922					1952					2022	
Wimbledon (WIM)  a		1854				1924					1954					2024	
Wimbledon (WIM)  d		1855				1925					1955					2025	
Wimbledon Chase (WBO)  d		1858				1928					1958					2028	
South Merton (SMO)  d		1900				1930					2000					2030	
Morden South (MDS)  d		1903				1933					2003					2033	
St Helier (SIH)  d		1905				1935					2005					2035	
Sutton Common (SUC)  d		1907				1937					2007					2037	
West Sutton (WSU)  d		1910				1940					2010					2040	
Mitcham Eastfields (MTC)  d			1904	1930				1934	2000				2004	2030			
Mitcham Junction (MIJ)  d			1907	1933				1937	2003				2007	2033			
Hackbridge (HCB)  d			1910	1936				1940	2006				2010	2036			
Carshalton (CSH)  d			1913	1939				1943	2009				2013	2039			
Sutton (Surrey) (SUO)  a	1914		1917	1943		1944		1947	2013		2014		2017	2043		2044	

NOTES (see introductory pages for explanation of train operator codes and standard symbols)

- a Arrival time
d Departure time
- D To Dorking
E To Beckenham Junction
F To East Croydon
H To Horsham
K From St Albans City

London to Wimbledon and Sutton via Streatham and Tulse Hill

Mondays to Fridays



































Operator Days of operation/Notes	TL K	SN H	SN E	TL K	SN F	TL K	SN D	TL K	SN F	TL K	SN H	SN E	TL K	SN F	TL K	SN D	TL K
London Victoria (VIC)  d		2041					2111				2141					2211	
Clapham Junction (CLJ)  d		2048					2118				2148					2218	
Balham (BAL)  d		2053					2123				2153					2223	
St Pancras International (STP)  d	1957			2012		2027		2042		2057			2112		2127		2142
Farringdon (ZFD)  d	2002			2017		2032		2047		2102			2117		2132		2147
City Thameslink (CTK)  d	2004			2019		2034		2049		2104			2119		2134		2149
London Blackfriars (BFR)  d	2006			2021		2036		2051		2106			2121		2136		2151
Elephant & Castle (EPH)  d	2010			2025		2040		2055		2110			2125		2140		2155
Loughborough Jn (LGJ)  d	2015			2030		2045		2100		2115			2130		2145		2200
Herne Hill (HNH)  d	2019			2034		2049		2104		2119			2134		2149		2204
London Bridge (LBG)  d			2014		2031				2101			2114		2131			
South Bermondsey (SBM)  d			2018		2036				2106			2118		2136			
Queens Rd Peckham (QRP)  d			2022		2039				2109			2122		2139			
Peckham Rye (PMR)  d			2025		2042				2112			2125		2142			
East Dulwich (EDW)  d			2028		2045				2115			2128		2145			
North Dulwich (NDL)  d			2031		2047				2117			2131		2147			
Tulse Hill (TUH)  a	2024		2034	2039	2051	2054		2109	2121	2124		2134	2139	2151	2154		2209
Tulse Hill (TUH)  d	2026			2040	2051	2056		2110	2121	2126			2140	2151	2156		2210
Streatham (STE)  d	2030			2044	2055a	2100		2114	2125a	2130			2144	2155a	2200		2214
Tooting (TOO)  d				2049				2119					2149				2219
Haydons Road (HYR)  d				2052				2122					2152				2222
Wimbledon (WIM)  a				2054				2124					2154				2224
Wimbledon (WIM)  d				2055				2125					2155				2225
Wimbledon Chase (WBO)  d				2058				2128					2158				2228
South Merton (SMO)  d				2100				2130					2200				2230
Morden South (MDS)  d				2103				2133					2203				2233
St Helier (SIH)  d				2105				2135					2205				2235
Sutton Common (SUC)  d				2107				2137					2207				2237
West Sutton (WSU)  d				2110				2140					2210				2240
Mitcham Eastfields (MTC)  d	2034	2100				2104	2130			2134	2200				2204	2230	
Mitcham Junction (MIJ)  d	2037	2103				2107	2133			2137	2203				2207	2233	
Hackbridge (HCB)  d	2040	2106				2110	2136			2140	2206				2210	2236	
Carshalton (CSH)  d	2043	2109				2113	2139			2143	2209				2213	2239	
Sutton (Surrey) (SUO)  a	2047	2113		2114		2117	2143	2144		2147	2213		2214		2217	2243	2244

NOTES (see introductory pages for explanation of train operator codes and standard symbols)

- a Arrival time
d Departure time
- D To Dorking
E To Beckenham Junction
F To East Croydon
H To Horsham
K From St Albans City

London to Wimbledon and Sutton via Streatham and Tulse Hill

Mondays to Fridays

Operator Days of operation/Notes	SN F	TL K	SN H	SN E	TL K	SN F	TL K	TL K	SN J	TL K	SN H	TL K	SN L	TL B	SN TSM J
London Victoria (VIC)  10 d			2241								2325				
Clapham Junction (CLJ)  10 d			2248								2332				
Balham (BAL)  4 d			2253								2338				
St Pancras International (STP)  15 d		2157			2212		2227	2242		2257		2312		2344	
Farringdon (ZFD)  3 d		2202			2217		2232	2247		2302		2317		2349	
City Thameslink (CTK)  3 d		2204			2219		2234	2249							
London Blackfriars (BFR)  3 d		2206			2221		2236	2251		2306		2321		2353	
Elephant & Castle (EPH)  d		2210			2225		2240	2255		2310		2325		2357	
Loughborough Jn (LGJ)  d		2215			2230		2245	2300		2315		2330		0002	
Herne Hill (HNH)  4 d		2219			2234		2249	2304		2319		2334		0006	
London Bridge (LBG)  4 d	2202			2214		2231			2302				2331		0001
South Bermondsey (SBM)  d	2206			2218		2236			2306				2336		0005
Queens Rd Peckham (QRP)  d	2209			2222		2239			2309				2339		0008
Peckham Rye (PMR)  4 d	2212			2225		2242			2312				2342		0011
East Dulwich (EDW)  d	2215			2228		2245			2315				2345		0015
North Dulwich (NDL)  d	2217			2231		2247			2317				2347		0017
Tulse Hill (TUH)  4 a	2221	2224		2234	2239	2251	2254	2309	2321	2324		2339	2351	0010	0021
Tulse Hill (TUH)  4 d	2221	2226			2240	2251	2256	2310	2321	2326		2340		0011	0021
Streatham (STE)  4 d	2225a	2230			2244	2255a	2300	2314	2325a	2330		2344		0014	0025a
Tooting (TOO)  d					2249			2319				2349		0019	
Haydens Road (HYR)  d					2252			2322				2352		0022	
Wimbledon (WIM)  6 a					2254			2324				2354		0024	
Wimbledon (WIM)  6 d					2255			2325				2355		0025	
Wimbledon Chase (WBO)  d					2258			2328				2358		0028	
South Merton (SMO)  d					2300			2330				0001		0030	
Morden South (MDS)  d					2303			2333				0004		0033	
St Helier (SIH)  d					2305			2335				0006		0035	
Sutton Common (SUC)  d					2307			2337				0008		0037	
West Sutton (WSU)  d					2310			2340				0011		0040	
Mitcham Eastfields (MTC)  d		2234	2300				2304			2334	2345				
Mitcham Junction (MIJ)  d		2237	2303				2307			2337	2348				
Hackbridge (HCB)  d		2240	2306				2310			2340	2351				
Carshalton (CSH)  d		2243	2309				2313			2343	2354				
Sutton (Surrey) (SUO)  4 a		2247	2313		2314		2317	2344		2347	2358	0014		0044	

NOTES (see introductory pages for explanation of train operator codes and standard symbols)



































a Arrival time
d Departure time

B From Luton
E To Beckenham Junction
F To East Croydon
H To Horsham
J To Selhurst
K From St Albans City
L To Norwood Junction

TSM Tuesday to Saturday mornings

London to Wimbledon and Sutton via Streatham and Tulse Hill

Saturdays

Operator Days of operation/Notes	TL A	TL B	SN C	TL A	TL B	SN C	TL A	SN D	TL A	SN C	SN E	TL B	SN D	TL F	SN G	SN E	TL H	SN D
London Victoria (VIC)  d			0611			0641				0711					0741			
Clapham Junction (CLJ)  d			0618			0648				0718					0748			
Balham (BAL)  d			0623			0653				0723					0753			
St Pancras International (STP)  d	0512	0527		0542	0557		0612		0627			0642		0657			0712	
Farringdon (ZFD)  d	0517	0532		0547	0602		0617		0632			0647		0702			0717	
City Thameslink (CTK)  d																		
London Blackfriars (BFR)  d	0521	0536		0551	0606		0621		0636			0651		0706			0721	
Elephant & Castle (EPH)  d	0525	0540		0555	0610		0625		0640			0655		0710			0725	
Loughborough Jn (LGJ)  d	0530	0545		0600	0615		0630		0645			0700		0715			0730	
Herne Hill (HNH)  d	0534	0549		0604	0619		0634		0649			0704		0719			0734	
London Bridge (LBG)  d								0631			0644		0701			0714		0731
South Bermondsey (SBM)  d								0636			0649		0706			0719		0736
Queens Rd Peckham (QRP)  d								0639			0652		0709			0722		0739
Peckham Rye (PMR)  d								0642			0655		0712			0725		0742
East Dulwich (EDW)  d								0645			0658		0715			0728		0745
North Dulwich (NDL)  d								0647			0700		0717			0730		0747
Tulse Hill (TUH)  a	0539	0554		0609	0624		0639		0654		0704	0709	0721	0724		0734	0739	0751
Tulse Hill (TUH)  d	0540	0556		0610	0626		0640	0651	0656			0710	0721	0726			0740	0751
Streatham (STE)  d	0544	0600		0614	0630		0644	0655a	0700			0714	0725a	0730			0744	0755a
Tooting (TOO)  d	0549			0619			0649					0719					0749	
Haydens Road (HYR)  d	0552			0622			0652					0722					0752	
Wimbledon (WIM)  a	0554			0624			0654					0724					0754	
Wimbledon (WIM)  d	0555			0625			0655					0725					0755	
Wimbledon Chase (WBO)  d	0558			0628			0658					0728					0758	
South Merton (SMO)  d	0600			0630			0700					0730					0800	
Morden South (MDS)  d	0603			0633			0703					0733					0803	
St Helier (SIH)  d	0605			0635			0705					0735					0805	
Sutton Common (SUC)  d	0607			0637			0707					0737					0807	
West Sutton (WSU)  d	0610			0640			0710					0740					0810	
Mitcham Eastfields (MTC)  d		0604	0630		0634	0700			0704	0730				0734	0800			
Mitcham Junction (MIJ)  d		0607	0633		0637	0703			0707	0733				0737	0803			
Hackbridge (HCB)  d		0610	0636		0640	0706			0710	0736				0740	0806			
Carshalton (CSH)  d		0613	0639		0643	0709			0713	0739				0743	0809			
Sutton (Surrey) (SUO)  a	0614	0617	0643	0644	0647	0713	0714		0717	0743		0744		0747	0813		0814	

NOTES (see introductory pages for explanation of train operator codes and standard symbols)

a Arrival time
d Departure time

A From Luton
B From West Hampstead Thameslink
C To Dorking
D To East Croydon
E To Beckenham Junction
F From St Albans City
G To Horsham
H From Bedford

London to Wimbledon and Sutton via Streatham and Tulse Hill

Saturdays

Operator Days of operation/Notes	TL F	SN C	SN E	TL F	SN D	TL F	SN G	SN E	TL F	SN D	TL F	SN C	SN E	TL F	SN D	TL F	SN G	SN E
London Victoria (VIC)	10 d	0811					0841					0911					0941	
Clapham Junction (CLJ)	10 d	0818					0848					0918					0948	
Balham (BAL)	4 d	0823					0853					0923					0953	
St Pancras International (STP)	15 d	0727		0742		0757			0812		0827			0842		0857		
Farringdon (ZFD)	3 d	0732		0747		0802			0817		0832			0847		0902		
City Thameslink (CTK)	3 d															0904		
London Blackfriars (BFR)	3 d	0736		0751		0806			0821		0836			0851		0906		
Elephant & Castle (EPH)	d	0740		0755		0810			0825		0840			0855		0910		
Loughborough Jn (LGJ)	d	0745		0800		0815			0830		0845			0900		0915		
Herne Hill (HNH)	4 d	0749		0804		0819			0834		0849			0904		0919		
London Bridge (LBG)	4 d		0744		0801		0814		0831		0844			0901			0914	
South Bermondsey (SBM)	d		0749		0806		0819		0836		0849			0906			0919	
Queens Rd Peckham (QRP)	d		0752		0809		0822		0839		0852			0909			0922	
Peckham Rye (PMR)	4 d		0755		0812		0825		0842		0855			0912			0925	
East Dulwich (EDW)	d		0758		0815		0828		0845		0858			0915			0928	
North Dulwich (NDL)	d		0800		0817		0830		0847		0900			0917			0930	
Tulse Hill (TUH)	4 a	0754	0804	0809	0821	0824	0834	0839	0851	0854	0904	0909	0921	0924			0934	
Tulse Hill (TUH)	4 d	0756		0810	0821	0826			0840	0851	0856			0910	0921	0926		
Streatham (STE)	4 d	0800		0814	0825a	0830			0844	0855a	0900			0914	0925a	0930		
Tooting (TOO)	d			0819					0849					0919				
Haydons Road (HYR)	d			0822					0852					0922				
Wimbledon (WIM)	6 a			0824					0854					0924				
Wimbledon (WIM)	6 d			0825					0855					0925				
Wimbledon Chase (WBO)	d			0828					0858					0928				
South Merton (SMO)	d			0830					0900					0930				
Morden South (MDS)	d			0833					0903					0933				
St Helier (SIH)	d			0835					0905					0935				
Sutton Common (SUC)	d			0837					0907					0937				
West Sutton (WSU)	d			0840					0910					0940				
Mitcham Eastfields (MTC)	d	0804	0830			0834	0900				0904	0930				0934	1000	
Mitcham Junction (MIJ)	d	0807	0833			0837	0903				0907	0933				0937	1003	
Hackbridge (HCB)	d	0810	0836			0840	0906				0910	0936				0940	1006	
Carshalton (CSH)	d	0813	0839			0843	0909				0913	0939				0943	1009	
Sutton (Surrey) (SUO)	4 a	0817	0843		0844		0847	0913		0914		0917	0943		0944		0947	1013

NOTES (see introductory pages for explanation of train operator codes and standard symbols)

- a Arrival time
d Departure time
- C To Dorking
D To East Croydon
E To Beckenham Junction
F From St Albans City
G To Horsham

London to Wimbledon and Sutton via Streatham and Tulse Hill

Saturdays

Operator Days of operation/Notes	TL F	SN D	TL F	SN C	SN E	TL F	SN D	TL F	SN G	SN E	TL F	SN D	TL F	SN C	SN E	TL F	SN D	TL F
London Victoria (VIC)	10 d			1011					1041					1111				
Clapham Junction (CLJ)	10 d			1018					1048					1118				
Balham (BAL)	4 d			1023					1053					1123				
St Pancras International (STP)	15 d	0912	0927			0942		0957			1012		1027			1042		1057
Farringdon (ZFD)	3 d	0917	0932			0947		1002			1017		1032			1047		1102
City Thameslink (CTK)	3 d	0919	0934			0949		1004			1019		1034			1049		1104
London Blackfriars (BFR)	3 d	0921	0936			0951		1006			1021		1036			1051		1106
Elephant & Castle (EPH)	d	0925	0940			0955		1010			1025		1040			1055		1110
Loughborough Jn (LGJ)	d	0930	0945			1000		1015			1030		1045			1100		1115
Herne Hill (HNH)	4 d	0934	0949			1004		1019			1034		1049			1104		1119
London Bridge (LBG)	4 d		0931			0944		1001			1014		1031			1044		1101
South Bermondsey (SBM)	d		0936			0949		1006			1019		1036			1049		1106
Queens Rd Peckham (QRP)	d		0939			0952		1009			1022		1039			1052		1109
Peckham Rye (PMR)	4 d		0942			0955		1012			1025		1042			1055		1112
East Dulwich (EDW)	d		0945			0958		1015			1028		1045			1058		1115
North Dulwich (NDL)	d		0947			1000		1017			1030		1047			1100		1117
Tulse Hill (TUH)	4 a	0939	0951	0954		1004	1009	1021	1024		1034	1039	1051	1054		1104	1109	1121
Tulse Hill (TUH)	4 d	0940	0951	0956			1010	1021	1026			1040	1051	1056			1110	1121
Streatham (STE)	4 d	0944	0955a	1000			1014	1025a	1030			1044	1055a	1100			1114	1125a
Tooting (TOO)	d	0949					1019					1049					1119	
Haydons Road (HYR)	d	0952					1022					1052					1122	
Wimbledon (WIM)	6 a	0954					1024					1054					1124	
Wimbledon (WIM)	6 d	0955					1025					1055					1125	
Wimbledon Chase (WBO)	d	0958					1028					1058					1128	
South Merton (SMO)	d	1000					1030					1100					1130	
Morden South (MDS)	d	1003					1033					1103					1133	
St Helier (SIH)	d	1005					1035					1105					1135	
Sutton Common (SUC)	d	1007					1037					1107					1137	
West Sutton (WSU)	d	1010					1040					1110					1140	
Mitcham Eastfields (MTC)	d		1004	1030				1034	1100				1104	1130				1134
Mitcham Junction (MIJ)	d		1007	1033				1037	1103				1107	1133				1137
Hackbridge (HCB)	d		1010	1036				1040	1106				1110	1136				1140
Carshalton (CSH)	d		1013	1039				1043	1109				1113	1139				1143
Sutton (Surrey) (SUO)	4 a	1014		1017	1043		1044		1047	1113		1114		1117	1143		1144	1147

NOTES (see introductory pages for explanation of train operator codes and standard symbols)

- a Arrival time
d Departure time
- C To Dorking
D To East Croydon
E To Beckenham Junction
F From St Albans City
G To Horsham

London to Wimbledon and Sutton via Streatham and Tulse Hill

Saturdays

Operator Days of operation/Notes	SN G	SN E	TL F	SN D	TL F	SN C	SN E	TL F	SN D	TL F	SN G	SN E	TL F	SN D	TL F	SN C	SN E	TL F
London Victoria (VIC)	1141					1211					1241					1311		
Clapham Junction (CLJ)	1148					1218					1248					1318		
Balham (BAL)	1153					1223					1253					1323		
St Pancras International (STP)	115 d		1112		1127			1142		1157			1212		1227			1242
Farringdon (ZFD)	115 d		1117		1132			1147		1202			1217		1232			1247
City Thameslink (CTK)	115 d		1119		1134			1149		1204			1219		1234			1249
London Blackfriars (BFR)	115 d		1121		1136			1151		1206			1221		1236			1251
Elephant & Castle (EPH)	115 d		1125		1140			1155		1210			1225		1240			1255
Loughborough Jn (LGJ)	115 d		1130		1145			1200		1215			1230		1245			1300
Herne Hill (HNH)	115 d		1134		1149			1204		1219			1234		1249			1304
London Bridge (LBG)	115 d	1114		1131			1144		1201			1214		1231			1244	
South Bermondsey (SBM)	115 d	1119		1136			1149		1206			1219		1236			1249	
Queens Rd Peckham (QRP)	115 d	1122		1139			1152		1209			1222		1239			1252	
Peckham Rye (PMR)	115 d	1125		1142			1155		1212			1225		1242			1255	
East Dulwich (EDW)	115 d	1128		1145			1158		1215			1228		1245			1258	
North Dulwich (NDL)	115 d	1130		1147			1200		1217			1230		1247			1300	
Tulse Hill (TUH)	115 a	1134	1139	1151	1154		1204	1209	1221	1224		1234	1239	1251	1254		1304	1309
Tulse Hill (TUH)	115 d		1140	1151	1156			1210	1221	1226			1240	1251	1256			1310
Streatham (STE)	115 d		1144	1155a	1200			1214	1225a	1230			1244	1255a	1300			1314
Tooting (TOO)	115 d		1149					1219					1249					1319
Haydens Road (HYR)	115 d		1152					1222					1252					1322
Wimbledon (WIM)	115 a		1154					1224					1254					1324
Wimbledon (WIM)	115 d		1155					1225					1255					1325
Wimbledon Chase (WBO)	115 d		1158					1228					1258					1328
South Merton (SMO)	115 d		1200					1230					1300					1330
Morden South (MDS)	115 d		1203					1233					1303					1333
St Helier (SIH)	115 d		1205					1235					1305					1335
Sutton Common (SUC)	115 d		1207					1237					1307					1337
West Sutton (WSU)	115 d		1210					1240					1310					1340
Mitcham Eastfields (MTC)	115 d	1200			1204	1230				1234	1300				1304	1330		
Mitcham Junction (MIJ)	115 d	1203			1207	1233				1237	1303				1307	1333		
Hackbridge (HCB)	115 d	1206			1210	1236				1240	1306				1310	1336		
Carshalton (CSH)	115 d	1209			1213	1239				1243	1309				1313	1339		
Sutton (Surrey) (SUO)	115 a	1213		1214	1217	1243		1244		1247	1313		1314		1317	1343		1344

NOTES (see introductory pages for explanation of train operator codes and standard symbols)

- a Arrival time
d Departure time
- C To Dorking
D To East Croydon
E To Beckenham Junction
F From St Albans City
G To Horsham

London to Wimbledon and Sutton via Streatham and Tulse Hill

Saturdays























Operator Days of operation/Notes	SN D	TL F	SN G	SN E	TL F	SN D	TL F	SN C	SN E	TL F	SN D	TL F	SN G	SN E	TL F	SN D	TL F	SN C
London Victoria (VIC) 10 d			1341					1411					1441					1511
Clapham Junction (CLJ) 10 d			1348					1418					1448					1518
Balham (BAL) 4 d			1353					1423					1453					1523
St Pancras International (STP) 15 d		1257			1312		1327			1342		1357			1412		1427	
Farringdon (ZFD) 3 d		1302			1317		1332			1347		1402			1417		1432	
City Thameslink (CTK) 3 d		1304			1319		1334			1349		1404			1419		1434	
London Blackfriars (BFR) 3 d		1306			1321		1336			1351		1406			1421		1436	
Elephant & Castle (EPH) d		1310			1325		1340			1355		1410			1425		1440	
Loughborough Jn (LGJ) d		1315			1330		1345			1400		1415			1430		1445	
Herne Hill (HNH) 4 d		1319			1334		1349			1404		1419			1434		1449	
London Bridge (LBG) 4 d	1301			1314		1331			1344		1401			1414		1431		
South Bermondsey (SBM) d	1306			1319		1336			1349		1406			1419		1436		
Queens Rd Peckham (QRP) d	1309			1322		1339			1352		1409			1422		1439		
Peckham Rye (PMR) 4 d	1312			1325		1342			1355		1412			1425		1442		
East Dulwich (EDW) d	1315			1328		1345			1358		1415			1428		1445		
North Dulwich (NDL) d	1317			1330		1347			1400		1417			1430		1447		
Tulse Hill (TUH) 4 a	1321	1324		1334	1339	1351	1354		1404	1409	1421	1424		1434	1439	1451	1454	
Tulse Hill (TUH) 4 d	1321	1326			1340	1351	1356			1410	1421	1426			1440	1451	1456	
Streatham (STE) 4 d	1325a	1330			1344	1355a	1400			1414	1425a	1430			1444	1455a	1500	
Tooting (TOO) d					1349					1419					1449			
Haydons Road (HYR) d					1352					1422					1452			
Wimbledon (WIM) 6 a					1354					1424					1454			
Wimbledon (WIM) 6 d					1355					1425					1455			
Wimbledon Chase (WBO) d					1358					1428					1458			
South Merton (SMO) d					1400					1430					1500			
Morden South (MDS) d					1403					1433					1503			
St Helier (SIH) d					1405					1435					1505			
Sutton Common (SUC) d					1407					1437					1507			
West Sutton (WSU) d					1410					1440					1510			
Mitcham Eastfields (MTC) d		1334	1400				1404	1430				1434	1500				1504	1530
Mitcham Junction (MIJ) d		1337	1403				1407	1433				1437	1503				1507	1533
Hackbridge (HCB) d		1340	1406				1410	1436				1440	1506				1510	1536
Carshalton (CSH) d		1343	1409				1413	1439				1443	1509				1513	1539
Sutton (Surrey) (SUO) 4 a		1347	1413		1414		1417	1443		1444		1447	1513		1514		1517	1543

NOTES (see introductory pages for explanation of train operator codes and standard symbols)

- a Arrival time
d Departure time
- C To Dorking
D To East Croydon
E To Beckenham Junction
F From St Albans City
G To Horsham

London to Wimbledon and Sutton via Streatham and Tulse Hill

Saturdays



































Operator Days of operation/Notes	SN E	TL F	SN D	TL F	SN G	SN E	TL F	SN D	TL F	SN C	SN E	TL F	SN D	TL F	SN G	SN E	TL F	SN D
London Victoria (VIC)  10 d					1541					1611					1641			
Clapham Junction (CLJ)  10 d					1548					1618					1648			
Balham (BAL)  4 d					1553					1623					1653			
St Pancras International (STP)   15 d		1442		1457			1512		1527			1542		1557			1612	
Farringdon (ZFD)  3 d		1447		1502			1517		1532			1547		1602			1617	
City Thameslink (CTK)  3 d		1449		1504			1519		1534			1549		1604			1619	
London Blackfriars (BFR)  3 d		1451		1506			1521		1536			1551		1606			1621	
Elephant & Castle (EPH)  d		1455		1510			1525		1540			1555		1610			1625	
Loughborough Jn (LGJ) d		1500		1515			1530		1545			1600		1615			1630	
Herne Hill (HNH)  4 d		1504		1519			1534		1549			1604		1619			1634	
London Bridge (LBG)   4 d	1444		1501			1514		1531			1544		1601			1614		1631
South Bermondsey (SBM) d	1449		1506			1519		1536			1549		1606			1619		1636
Queens Rd Peckham (QRP) d	1452		1509			1522		1539			1552		1609			1622		1639
Peckham Rye (PMR)  4 d	1455		1512			1525		1542			1555		1612			1625		1642
East Dulwich (EDW) d	1458		1515			1528		1545			1558		1615			1628		1645
North Dulwich (NDL) d	1500		1517			1530		1547			1600		1617			1630		1647
Tulse Hill (TUH)  a	1504	1509	1521	1524		1534	1539	1551	1554		1604	1609	1621	1624		1634	1639	1651
Tulse Hill (TUH)  4 d		1510	1521	1526			1540	1551	1556			1610	1621	1626			1640	1651
Streatham (STE)  4 d		1514	1525a	1530			1544	1555a	1600			1614	1625a	1630			1644	1655a
Tooting (TOO) d		1519					1549					1619					1649	
Haydons Road (HYR) d		1522					1552					1622					1652	
Wimbledon (WIM)   6 a		1524					1554					1624					1654	
Wimbledon (WIM)   6 d		1525					1555					1625					1655	
Wimbledon Chase (WBO) d		1528					1558					1628					1658	
South Merton (SMO) d		1530					1600					1630					1700	
Morden South (MDS) d		1533					1603					1633					1703	
St Helier (SIH) d		1535					1605					1635					1705	
Sutton Common (SUC) d		1537					1607					1637					1707	
West Sutton (WSU) d		1540					1610					1640					1710	
Mitcham Eastfields (MTC) d				1534	1600				1604	1630				1634	1700			
Mitcham Junction (MIJ)  d				1537	1603				1607	1633				1637	1703			
Hackbridge (HCB) d				1540	1606				1610	1636				1640	1706			
Carshalton (CSH) d				1543	1609				1613	1639				1643	1709			
Sutton (Surrey) (SUO)  4 a		1544		1547	1613		1614		1617	1643		1644		1647	1713		1714	

NOTES (see introductory pages for explanation of train operator codes and standard symbols)

- a Arrival time
d Departure time
- C To Dorking
D To East Croydon
E To Beckenham Junction
F From St Albans City
G To Horsham

London to Wimbledon and Sutton via Streatham and Tulse Hill

Saturdays



































Operator Days of operation/Notes	TL F	SN C	SN E	TL F	SN D	TL F	SN G	SN E	TL F	SN D	TL F	SN C	SN E	TL F	SN D	TL F	SN C	SN E
London Victoria (VIC)  d		1711					1741					1811					1841	
Clapham Junction (CLJ)  d		1718					1748					1818					1848	
Balham (BAL)  d		1723					1753					1823					1853	
St Pancras International (STP)  d	1627			1642		1657			1712		1727			1742		1757		
Farringdon (ZFD)  d	1632			1647		1702			1717		1732			1747		1802		
City Thameslink (CTK)  d	1634			1649		1704			1719		1734			1749		1804		
London Blackfriars (BFR)  d	1636			1651		1706			1721		1736			1751		1806		
Elephant & Castle (EPH)  d	1640			1655		1710			1725		1740			1755		1810		
Loughborough Jn (LGJ)  d	1645			1700		1715			1730		1745			1800		1815		
Herne Hill (HNH)  d	1649			1704		1719			1734		1749			1804		1819		
London Bridge (LBG)  d		1644		1701			1714		1731			1744		1801			1814	
South Bermondsey (SBM)  d		1649		1706			1719		1736			1749		1806			1819	
Queens Rd Peckham (QRP)  d		1652		1709			1722		1739			1752		1809			1822	
Peckham Rye (PMR)  d		1655		1712			1725		1742			1755		1812			1825	
East Dulwich (EDW)  d		1658		1715			1728		1745			1758		1815			1828	
North Dulwich (NDL)  d		1700		1717			1730		1747			1800		1817			1830	
Tulse Hill (TUH)  a	1654	1704	1709	1721	1724		1734	1739	1751	1754		1804	1809	1821	1824		1834	
Tulse Hill (TUH)  d	1656			1710	1721	1726			1740	1751	1756			1810	1821	1826		
Streatham (STE)  d	1700			1714	1725a	1730			1744	1755a	1800			1814	1825a	1830		
Tooting (TOO)  d				1719					1749					1819				
Haydons Road (HYR)  d				1722					1752					1822				
Wimbledon (WIM)  a				1724					1754					1824				
Wimbledon (WIM)  d				1725					1755					1825				
Wimbledon Chase (WBO)  d				1728					1758					1828				
South Merton (SMO)  d				1730					1800					1830				
Morden South (MDS)  d				1733					1803					1833				
St Helier (SIH)  d				1735					1805					1835				
Sutton Common (SUC)  d				1737					1807					1837				
West Sutton (WSU)  d				1740					1810					1840				
Mitcham Eastfields (MTC)  d	1704	1730				1734	1800				1804	1830				1834	1900	
Mitcham Junction (MIJ)  d	1707	1733				1737	1803				1807	1833				1837	1903	
Hackbridge (HCB)  d	1710	1736				1740	1806				1810	1836				1840	1906	
Carshalton (CSH)  d	1713	1739				1743	1809				1813	1839				1843	1909	
Sutton (Surrey) (SUO)  a	1717	1743		1744		1747	1813		1814		1817	1843		1844		1847	1913	

NOTES (see introductory pages for explanation of train operator codes and standard symbols)

- a Arrival time
d Departure time
- C To Dorking
D To East Croydon
E To Beckenham Junction
F From St Albans City
G To Horsham

London to Wimbledon and Sutton via Streatham and Tulse Hill

Saturdays



































Operator Days of operation/Notes	TL F	SN D	TL F	SN C	SN E	TL F	SN D	TL F	SN C	SN E	TL F	SN D	TL F	SN C	SN E	TL F	SN D	TL F
London Victoria (VIC)  d				1911					1941					2011				
Clapham Junction (CLJ)  d				1918					1948					2018				
Balham (BAL)  d				1923					1953					2023				
St Pancras International (STP)  d	1812		1827			1842		1857			1912		1927			1942		1957
Farringdon (ZFD)  d	1817		1832			1847		1902			1917		1932			1947		2002
City Thameslink (CTK)  d	1819		1834			1849		1904			1919		1934			1949		2004
London Blackfriars (BFR)  d	1821		1836			1851		1906			1921		1936			1951		2006
Elephant & Castle (EPH)  d	1825		1840			1855		1910			1925		1940			1955		2010
Loughborough Jn (LGJ)  d	1830		1845			1900		1915			1930		1945			2000		2015
Herne Hill (HNH)  d	1834		1849			1904		1919			1934		1949			2004		2019
London Bridge (LBG)  d		1831			1844		1901			1914		1931			1944		2001	
South Bermondsey (SBM)  d		1836			1849		1906			1919		1936			1949		2006	
Queens Rd Peckham (QRP)  d		1839			1852		1909			1922		1939			1952		2009	
Peckham Rye (PMR)  d		1842			1855		1912			1925		1942			1955		2012	
East Dulwich (EDW)  d		1845			1858		1915			1928		1945			1958		2015	
North Dulwich (NDL)  d		1847			1900		1917			1930		1947			2000		2017	
Tulse Hill (TUH)  a	1839	1851	1854		1904	1909	1921	1924		1934	1939	1951	1954		2004	2009	2021	2024
Tulse Hill (TUH)  d	1840	1851	1856			1910	1921	1926			1940	1951	1956			2010	2021	2026
Streatham (STE)  d	1844	1855a	1900			1914	1925a	1930			1944	1955a	2000			2014	2025a	2030
Tooting (TOO)  d	1849					1919					1949					2019		
Haydons Road (HYR)  d	1852					1922					1952					2022		
Wimbledon (WIM)  a	1854					1924					1954					2024		
Wimbledon (WIM)  d	1855					1925					1955					2025		
Wimbledon Chase (WBO)  d	1858					1928					1958					2028		
South Merton (SMO)  d	1900					1930					2000					2030		
Morden South (MDS)  d	1903					1933					2003					2033		
St Helier (SIH)  d	1905					1935					2005					2035		
Sutton Common (SUC)  d	1907					1937					2007					2037		
West Sutton (WSU)  d	1910					1940					2010					2040		
Mitcham Eastfields (MTC)  d			1904	1930				1934	2000				2004	2030				2034
Mitcham Junction (MIJ)  d			1907	1933				1937	2003				2007	2033				2037
Hackbridge (HCB)  d			1910	1936				1940	2006				2010	2036				2040
Carshalton (CSH)  d			1913	1939				1943	2009				2013	2039				2043
Sutton (Surrey) (SUO)  a	1914		1917	1943		1944		1947	2013		2014		2017	2043		2044		2047

NOTES (see introductory pages for explanation of train operator codes and standard symbols)

- a Arrival time
d Departure time
- C To Dorking
D To East Croydon
E To Beckenham Junction
F From St Albans City

London to Wimbledon and Sutton via Streatham and Tulse Hill

Saturdays



















Operator Days of operation/Notes	SN C	SN E	TL F	SN D	TL F	SN C	TL F	SN D	TL F	SN C	SN E	TL F	SN D	TL F	SN C	TL F	SN D	TL F
London Victoria (VIC)  d	2041					2111				2141					2211			
Clapham Junction (CLJ)  d	2048					2118				2148					2218			
Balham (BAL)  d	2053					2123				2153					2223			
St Pancras International (STP)  d			2012		2027		2042		2057			2112		2127		2142		2157
Farringdon (ZFD)  d			2017		2032		2047		2102			2117		2132		2147		2202
City Thameslink (CTK)  d			2019		2034		2049											
London Blackfriars (BFR)  d			2021		2036		2051		2106			2121		2136		2151		2206
Elephant & Castle (EPH)  d			2025		2040		2055		2110			2125		2140		2155		2210
Loughborough Jn (LGJ)  d			2030		2045		2100		2115			2130		2145		2200		2215
Herne Hill (HNH)  d			2034		2049		2104		2119			2134		2149		2204		2219
London Bridge (LBG)  d		2014		2031				2101			2114		2131				2201	
South Bermondsey (SBM)  d		2019		2036				2106			2119		2136				2206	
Queens Rd Peckham (QRP)  d		2022		2039				2109			2122		2139				2209	
Peckham Rye (PMR)  d		2025		2042				2112			2125		2142				2212	
East Dulwich (EDW)  d		2028		2045				2115			2128		2145				2215	
North Dulwich (NDL)  d		2030		2047				2117			2130		2147				2217	
Tulse Hill (TUH)  a		2034	2039	2051	2054		2109	2121	2124		2134	2139	2151	2154		2209	2221	2224
Tulse Hill (TUH)  d			2040	2051	2056		2110	2121	2126			2140	2151	2156		2210	2221	2226
Streatham (STE)  d			2044	2055a	2100		2114	2125a	2130			2144	2155a	2200		2214	2225a	2230
Tooting (TOO)  d			2049				2119					2149					2219	
Haydens Road (HYR)  d			2052				2122					2152					2222	
Wimbledon (WIM)  a			2054				2124					2154					2224	
Wimbledon (WIM)  d			2055				2125					2155					2225	
Wimbledon Chase (WBO)  d			2058				2128					2158					2228	
South Merton (SMO)  d			2100				2130					2200					2230	
Morden South (MDS)  d			2103				2133					2203					2233	
St Helier (SIH)  d			2105				2135					2205					2235	
Sutton Common (SUC)  d			2107				2137					2207					2237	
West Sutton (WSU)  d			2110				2140					2210					2240	
Mitcham Eastfields (MTC)  d	2100				2104	2130			2134	2200				2204	2230			2234
Mitcham Junction (MIJ)  d	2103				2107	2133			2137	2203				2207	2233			2237
Hackbridge (HCB)  d	2106				2110	2136			2140	2206				2210	2236			2240
Carshalton (CSH)  d	2109				2113	2139			2143	2209				2213	2239			2243
Sutton (Surrey) (SUO)  a	2113		2114		2117	2143	2144		2147	2213		2214		2217	2243	2244		2247

NOTES (see introductory pages for explanation of train operator codes and standard symbols)

- a Arrival time
d Departure time
- C To Dorking
D To East Croydon
E To Beckenham Junction
F From St Albans City

London to Wimbledon and Sutton via Streatham and Tulse Hill

Saturdays

Operator Days of operation/Notes	SN C	SN E	TL F	SN D	TL F	SN C	SN J	TL F	TL F	SN J	TL F	SN K	TL A	SN J	SN SUM L	SN SUM D
London Victoria (VIC)  d	2241					2311						2345				
Clapham Junction (CLJ)  d	2249					2318						2353				
Balham (BAL)  d	2253					2323						2357				
St Pancras International (STP)  d			2212		2227			2242	2257		2312		2345			
Farringdon (ZFD)  d			2217		2232			2247	2302		2317		2350			
City Thameslink (CTK)  d																
London Blackfriars (BFR)  d			2221		2236			2251	2306		2321		2353			
Elephant & Castle (EPH)  d			2225		2240			2255	2310		2325		2357			
Loughborough Jn (LGJ) d			2230		2245			2300	2315		2330		0002			
Herne Hill (HNH)  d			2234		2249			2304	2319		2334		0006			
London Bridge (LBG)  d		2214		2231			2245			2314				2355	0001	0025
South Bermondsey (SBM) d		2219		2236			2249			2319				2359	0007	0029
Queens Rd Peckham (QRP) d		2222		2239			2252			2322				0002	0010	0035
Peckham Rye (PMR)  d		2225		2242			2255			2325				0006	0012	0038
East Dulwich (EDW) d		2228		2245			2258			2328				0009	0015	0041
North Dulwich (NDL) d		2230		2247			2300			2330				0011	0017	0043
Tulse Hill (TUH)  a		2234	2239	2251	2254		2304	2309	2324	2334	2339		0010	0017	0021	0047
Tulse Hill (TUH)  d			2240	2251	2256		2304	2310	2325	2334	2340		0011	0018		0047
Streatham (STE)  d			2244	2255a	2300		2308a	2314	2330	2338a	2344		0014	0023a		0051a
Tooting (TOO) d			2249					2319			2349		0019			
Haydons Road (HYR) d			2252					2322			2352		0022			
Wimbledon (WIM)  a			2254					2324			2354		0024			
Wimbledon (WIM)  d			2255					2325			2355		0025			
Wimbledon Chase (WBO) d			2258					2328			2358		0028			
South Merton (SMO) d			2300					2330			0001		0030			
Morden South (MDS) d			2303					2333			0004		0033			
St Helier (SIH) d			2305					2335			0006		0035			
Sutton Common (SUC) d			2307					2337			0008		0037			
West Sutton (WSU) d			2310					2340			0011		0040			
Mitcham Eastfields (MTC) d	2300				2304	2330			2334			0004				
Mitcham Junction (MIJ)  d	2303				2307	2333			2337			0007				
Hackbridge (HCB) d	2306				2310	2336			2340			0010				
Carshalton (CSH) d	2309				2313	2339			2343			0013				
Sutton (Surrey) (SUO)  a	2313		2314		2317	2343		2344	2347		0014	0017	0044			




















NOTES (see introductory pages for explanation of train operator codes and standard symbols)

- a Arrival time
d Departure time
- A From Luton
C To Dorking
D To East Croydon
E To Beckenham Junction
F From St Albans City
J To Selhurst
K To Epsom
L To Norwood Junction

SUM Sunday mornings

London to Wimbledon and Sutton via Streatham and Tulse Hill

Sundays

Operator Days of operation/Notes	SN A	SN A	SN B	SN A	SN B	SN A	SN B	SN A	TL	SN B	SN A	TL	SN B	SN A	TL	SN A	SN B
London Victoria (VIC)  d	0640	0710		0740		0810		0840			0910			0940		1010	
Clapham Junction (CLJ)  d	0647	0717		0747		0817		0847			0917			0947		1017	
Balham (BAL)  d	0653	0723		0752		0823		0852			0922			0952		1022	
St Pancras International (STP)  d																	
Farringdon (ZFD)  d																	
City Thameslink (CTK)  d																	
London Blackfriars (BFR)  d																0936	
Elephant & Castle (EPH)  d																0940	
Loughborough Jn (LGJ)  d																0945	
Herne Hill (HNH)  d																0950	
London Bridge (LBG)  d			0718		0746		0817		0840	0847		0910	0914				0944
South Bermondsey (SBM) d			0724		0753c		0824c			0853			0919				0949
Queens Rd Peckham (QRP) d			0727		0756		0827			0856			0922				0952
Peckham Rye (PMR)  d			0731		0800		0830		0851	0859		0921	0925				0955
East Dulwich (EDW) d			0734		0803		0833			0902			0928				0958
North Dulwich (NDL) d			0737		0806		0835			0904			0930				1000
Tulse Hill (TUH)  a			0740		0809		0838		0857	0907		0927	0934		0954		1004
Tulse Hill (TUH)  d			0743		0813		0839		0857	0908		0927	0934		0957		1004
Streatham (STE)  d			0746a		0816a		0842a		0901	0911a		0931	0938a		1001		1008a
Tooting (TOO) d																	
Haydens Road (HYR) d																	
Wimbledon (WIM)  a																	
Wimbledon (WIM)  d																	
Wimbledon Chase (WBO) d																	
South Merton (SMO) d																	
Morden South (MDS) d																	
St Helier (SIH) d																	
Sutton Common (SUC) d																	
West Sutton (WSU) d																	
Mitcham Eastfields (MTC) d	0700	0730		0800		0830		0859	0905		0929	0935		0959	1005	1029	
Mitcham Junction (MIJ)  d	0703	0733		0803		0833		0902	0908		0932	0938		1002	1008	1032	
Hackbridge (HCB) d	0706	0736		0806		0836		0905	0911		0935	0941		1005	1011	1035	
Carshalton (CSH) d	0709	0738		0809		0838		0908	0914		0938	0944		1008	1014	1038	
Sutton (Surrey) (SUO)  a	0712	0742		0812		0842		0912	0917		0942	0947		1012	1017	1042	




































NOTES (see introductory pages for explanation of train operator codes and standard symbols)

- a Arrival time
d Departure time
c Arrives 3 minutes earlier

- A To Dorking
B To East Croydon

London to Wimbledon and Sutton via Streatham and Tulse Hill

Sundays



































Operator Days of operation/Notes	TL C	TL D	SN A	SN B	TL C	TL D	SN A	SN B	TL C	TL C	SN A	SN B	TL C	TL E	SN A	SN B	TL C
London Victoria (VIC)  d			1038				1108				1138				1208		
Clapham Junction (CLJ)  d			1045				1115				1145				1215		
Balham (BAL)  d			1050				1120				1150				1220		
St Pancras International (STP)   d	0942	0958			1012	1027			1042	1057			1112	1127			1142
Farringdon (ZFD)  d	0946	1002			1016	1031			1046	1101			1116	1131			1146
City Thameslink (CTK)  d																	
London Blackfriars (BFR)  d	0951	1006			1021	1036			1051	1106			1121	1136			1151
Elephant & Castle (EPH)  d	0955	1010			1025	1040			1055	1110			1125	1140			1155
Loughborough Jn (LGJ)  d	1000	1015			1030	1045			1100	1115			1130	1145			1200
Herne Hill (HNH)  d	1004	1020			1034	1050			1104	1120			1134	1150			1204
London Bridge (LBG)  d				1014				1044				1114				1144	
South Bermondsey (SBM)  d				1019				1049				1119				1149	
Queens Rd Peckham (QRP)  d				1022				1052				1122				1152	
Peckham Rye (PMR)  d				1025				1055				1125				1155	
East Dulwich (EDW)  d				1028				1058				1128				1158	
North Dulwich (NDL)  d				1030				1100				1130				1200	
Tulse Hill (TUH)  a	1009	1024		1034	1039	1054		1104	1109	1124		1134	1139	1154		1204	1209
Tulse Hill (TUH)  d	1009	1027		1034	1039	1057		1104	1109	1127		1134	1139	1157		1204	1209
Streatham (STE)  d	1013	1031		1038a	1043	1101		1108a	1113	1131		1138a	1143	1201		1208a	1213
Tooting (TOO)  d	1019			1049				1119				1149					1219
Haydens Road (HYR)  d	1022			1052				1122				1152					1222
Wimbledon (WIM)  a	1024			1054				1124				1154					1224
Wimbledon (WIM)  d	1025			1055				1125				1155					1225
Wimbledon Chase (WBO)  d	1028			1058				1128				1158					1228
South Merton (SMO)  d	1030			1100				1130				1200					1230
Morden South (MDS)  d	1033			1103				1133				1203					1233
St Helier (SIH)  d	1035			1105				1135				1205					1235
Sutton Common (SUC)  d	1037			1107				1137				1207					1237
West Sutton (WSU)  d	1040			1110				1140				1210					1240
Mitcham Eastfields (MTC)  d		1035	1057			1105	1127			1135	1157			1205	1227		
Mitcham Junction (MIJ)  d		1038	1100			1108	1130			1138	1200			1208	1230		
Hackbridge (HCB)  d		1041	1103			1111	1133			1141	1203			1211	1233		
Carshalton (CSH)  d		1044	1106			1114	1136			1144	1206			1214	1236		
Sutton (Surrey) (SUO)  a	1044	1047	1110		1114	1117	1140		1144	1147	1210		1214	1217	1240		1244

NOTES (see introductory pages for explanation of train operator codes and standard symbols)

- a Arrival time
d Departure time
- A To Dorking
B To East Croydon
C From Luton
D From West Hampstead Thameslink
E From St Albans City

London to Wimbledon and Sutton via Streatham and Tulse Hill

Sundays























Operator Days of operation/Notes	TL E	SN A	SN B	TL C	TL E	SN A	SN B	TL C	TL E	SN A	SN B	TL C	TL E	SN A	SN B	TL C	TL E
London Victoria (VIC)  d		1238				1308				1338				1408			
Clapham Junction (CLJ)  d		1245				1315				1345				1415			
Balham (BAL)  d		1250				1320				1350				1420			
St Pancras International (STP)  d	1157			1212	1227			1242	1257			1312	1327			1342	1357
Farringdon (ZFD)  d	1201			1216	1231			1246	1301			1316	1331			1346	1401
City Thameslink (CTK)  d																	
London Blackfriars (BFR)  d	1206			1221	1236			1251	1306			1321	1336			1351	1406
Elephant & Castle (EPH)  d	1210			1225	1240			1255	1310			1325	1340			1355	1410
Loughborough Jn (LGJ)  d	1215			1230	1245			1300	1315			1330	1345			1400	1415
Herne Hill (HNH)  d	1220			1234	1250			1304	1320			1334	1350			1404	1420
London Bridge (LBG)  d			1214				1244				1314				1344		
South Bermondsey (SBM)  d			1219				1249				1319				1349		
Queens Rd Peckham (QRP)  d			1222				1252				1322				1352		
Peckham Rye (PMR)  d			1225				1255				1325				1355		
East Dulwich (EDW)  d			1228				1258				1328				1358		
North Dulwich (NDL)  d			1230				1300				1330				1400		
Tulse Hill (TUH)  a	1224		1234	1239	1254		1304	1309	1324		1334	1339	1354		1404	1409	1424
Tulse Hill (TUH)  d	1227		1234	1239	1257		1304	1309	1327		1334	1339	1357		1404	1409	1427
Streatham (STE)  d	1231		1238a	1243	1301		1308a	1313	1331		1338a	1343	1401		1408a	1413	1431
Tooting (TOO)  d				1249				1319				1349				1419	
Haydens Road (HYR)  d				1252				1322				1352				1422	
Wimbledon (WIM)  a				1254				1324				1354				1424	
Wimbledon (WIM)  d				1255				1325				1355				1425	
Wimbledon Chase (WBO)  d				1258				1328				1358				1428	
South Merton (SMO)  d				1300				1330				1400				1430	
Morden South (MDS)  d				1303				1333				1403				1433	
St Helier (SIH)  d				1305				1335				1405				1435	
Sutton Common (SUC)  d				1307				1337				1407				1437	
West Sutton (WSU)  d				1310				1340				1410				1440	
Mitcham Eastfields (MTC)  d	1235	1257			1305	1327			1335	1357			1405	1427			1435
Mitcham Junction (MIJ)  d	1238	1300			1308	1330			1338	1400			1408	1430			1438
Hackbridge (HCB)  d	1241	1303			1311	1333			1341	1403			1411	1433			1441
Carshalton (CSH)  d	1244	1306			1314	1336			1344	1406			1414	1436			1444
Sutton (Surrey) (SUO)  a	1247	1310		1314	1317	1340		1344	1347	1410		1414	1417	1440		1444	1447

NOTES (see introductory pages for explanation of train operator codes and standard symbols)

- a Arrival time
d Departure time
- A To Dorking
B To East Croydon
C From Luton
E From St Albans City

London to Wimbledon and Sutton via Streatham and Tulse Hill

Sundays











Operator Days of operation/Notes	SN A	SN B	TL C	TL E	SN A	SN B	TL C	TL E	SN A	SN B	TL C	TL E	SN A	SN B	TL C	TL E	SN A
London Victoria (VIC)  d	1438				1508				1538				1608				1638
Clapham Junction (CLJ)  d	1445				1515				1545				1615				1645
Balham (BAL)  d	1450				1520				1550				1620				1650
St Pancras International (STP)   d			1412	1427			1442	1457			1512	1527			1542	1557	
Farringdon (ZFD)  d			1416	1431			1446	1501			1516	1531			1546	1601	
City Thameslink (CTK)  d																	
London Blackfriars (BFR)  d			1421	1436			1451	1506			1521	1536			1551	1606	
Elephant & Castle (EPH)  d			1425	1440			1455	1510			1525	1540			1555	1610	
Loughborough Jn (LGJ)  d			1430	1445			1500	1515			1530	1545			1600	1615	
Herne Hill (HNH)  d			1434	1450			1504	1520			1534	1550			1604	1620	
London Bridge (LBG)  d		1414				1444				1514				1544			
South Bermondsey (SBM) d		1419				1449				1519				1549			
Queens Rd Peckham (QRP) d		1422				1452				1522				1552			
Peckham Rye (PMR)  d		1425				1455				1525				1555			
East Dulwich (EDW) d		1428				1458				1528				1558			
North Dulwich (NDL) d		1430				1500				1530				1600			
Tulse Hill (TUH)  a		1434	1439	1454		1504	1509	1524		1534	1539	1554		1604	1609	1624	
Tulse Hill (TUH)  d		1434	1439	1457		1504	1509	1527		1534	1539	1557		1604	1609	1627	
Streatham (STE)  d		1438a	1443	1501		1508a	1513	1531		1538a	1543	1601		1608a	1613	1631	
Tooting (TOO) d			1449			1519				1549					1619		
Haydons Road (HYR) d			1452			1522				1552					1622		
Wimbledon (WIM)   a			1454			1524				1554					1624		
Wimbledon (WIM)   d			1455			1525				1555					1625		
Wimbledon Chase (WBO) d			1458			1528				1558					1628		
South Merton (SMO) d			1500			1530				1600					1630		
Morden South (MDS) d			1503			1533				1603					1633		
St Helier (SIH) d			1505			1535				1605					1635		
Sutton Common (SUC) d			1507			1537				1607					1637		
West Sutton (WSU) d			1510			1540				1610					1640		
Mitcham Eastfields (MTC) d	1457			1505	1527			1535	1557			1605	1627			1635	1657
Mitcham Junction (MIJ)  d	1500			1508	1530			1538	1600			1608	1630			1638	1700
Hackbridge (HCB) d	1503			1511	1533			1541	1603			1611	1633			1641	1703
Carshalton (CSH) d	1506			1514	1536			1544	1606			1614	1636			1644	1706
Sutton (Surrey) (SUO)  a	1510		1514	1517	1540		1544	1547	1610		1614	1617	1640		1644	1647	1710

NOTES (see introductory pages for explanation of train operator codes and standard symbols)

- a Arrival time
d Departure time
- A To Dorking
B To East Croydon
C From Luton
E From St Albans City

London to Wimbledon and Sutton via Streatham and Tulse Hill

Sundays






































Operator Days of operation/Notes	SN B	TL C	TL E	SN A	SN B	TL C	TL E	SN A	SN B	TL C	TL E	SN A	SN B	TL C	TL E	SN A	SN B
London Victoria (VIC)  10 d				1708				1738				1808				1838	
Clapham Junction (CLJ) 10 d				1715				1745				1815				1845	
Balham (BAL)  4 d				1720				1750				1820				1850	
St Pancras International (STP)  15 d		1612	1627			1642	1657			1712	1727			1742	1757		
Farringdon (ZFD)  3 d		1616	1631			1646	1701			1716	1731			1746	1801		
City Thameslink (CTK) 3 d																	
London Blackfriars (BFR)  3 d		1621	1636			1651	1706			1721	1736			1751	1806		
Elephant & Castle (EPH)  d		1625	1640			1655	1710			1725	1740			1755	1810		
Loughborough Jn (LGJ) d		1630	1645			1700	1715			1730	1745			1800	1815		
Herne Hill (HNH) 4 d		1634	1650			1704	1720			1734	1750			1804	1820		
London Bridge (LBG)  4 d	1614				1644				1714				1744				1814
South Bermondsey (SBM) d	1619				1649				1719				1749				1819
Queens Rd Peckham (QRP) d	1622				1652				1722				1752				1822
Peckham Rye (PMR) 4 d	1625				1655				1725				1755				1825
East Dulwich (EDW) d	1628				1658				1728				1758				1828
North Dulwich (NDL) d	1630				1700				1730				1800				1830
Tulse Hill (TUH) 4 a	1634	1639	1654		1704	1709	1724		1734	1739	1754		1804	1809	1824		1834
Tulse Hill (TUH) 4 d	1634	1639	1657		1704	1709	1727		1734	1739	1757		1804	1809	1827		1834
Streatham (STE) 4 d	1638a	1643	1701		1708a	1713	1731		1738a	1743	1801		1808a	1813	1831		1838a
Tooting (TOO) d		1649				1719				1749				1819			
Haydons Road (HYR) d		1652				1722				1752				1822			
Wimbledon (WIM)  6 a		1654				1724				1754				1824			
Wimbledon (WIM)  6 d		1655				1725				1755				1825			
Wimbledon Chase (WBO) d		1658				1728				1758				1828			
South Merton (SMO) d		1700				1730				1800				1830			
Morden South (MDS) d		1703				1733				1803				1833			
St Helier (SIH) d		1705				1735				1805				1835			
Sutton Common (SUC) d		1707				1737				1807				1837			
West Sutton (WSU) d		1710				1740				1810				1840			
Mitcham Eastfields (MTC) d			1705	1727			1735	1757			1805	1827			1835	1857	
Mitcham Junction (MIJ)  d			1708	1730			1738	1800			1808	1830			1838	1900	
Hackbridge (HCB) d			1711	1733			1741	1803			1811	1833			1841	1903	
Carshalton (CSH) d			1714	1736			1744	1806			1814	1836			1844	1906	
Sutton (Surrey) (SUO) 4 a		1714	1717	1740		1744	1747	1810		1814	1817	1840		1844	1847	1910	

NOTES (see introductory pages for explanation of train operator codes and standard symbols)

- a Arrival time
d Departure time
- A To Dorking
B To East Croydon
C From Luton
E From St Albans City

London to Wimbledon and Sutton via Streatham and Tulse Hill

Sundays



































Operator Days of operation/Notes	TL C	TL E	SN A	SN B	TL C	TL E	SN A	SN B	TL C	TL E	SN A	SN B	TL C	TL E	SN F	SN B	TL C
London Victoria (VIC)  d			1908				1938				2008				2038		
Clapham Junction (CLJ)  d			1915				1945				2015				2045		
Balham (BAL)  d			1920				1950				2021				2050		
St Pancras International (STP)   d	1812	1827			1842	1857			1912	1927			1942	1957			2012
Farringdon (ZFD)  d	1816	1831			1846	1901			1916	1931			1946	2001			2016
City Thameslink (CTK)  d																	
London Blackfriars (BFR)  d	1821	1836			1851	1906			1921	1936			1951	2006			2021
Elephant & Castle (EPH)  d	1825	1840			1855	1910			1925	1940			1955	2010			2025
Loughborough Jn (LGJ)  d	1830	1845			1900	1915			1930	1945			2000	2015			2030
Herne Hill (HNH)  d	1834	1850			1904	1920			1934	1950			2004	2020			2034
London Bridge (LBG)  d				1844				1914				1944				2014	
South Bermondsey (SBM)  d				1849				1919				1949				2019	
Queens Rd Peckham (QRP)  d				1852				1922				1952				2023	
Peckham Rye (PMR)  d				1855				1925				1955				2026	
East Dulwich (EDW)  d				1858				1928				1958				2029	
North Dulwich (NDL)  d				1900				1930				2000				2031	
Tulse Hill (TUH)  a	1839	1854		1904	1909	1924		1934	1939	1954		2004	2009	2024		2034	2039
Tulse Hill (TUH)  d	1839	1857		1904	1909	1927		1934	1939	1957		2004	2009	2027		2035	2039
Streatham (STE)  d	1843	1901		1908a	1913	1931		1938a	1943	2001		2008a	2013	2031		2038a	2043
Tooting (TOO)  d	1849				1919			1949					2019				2049
Haydens Road (HYR)  d	1852				1922			1952					2022				2052
Wimbledon (WIM)   a	1854				1924			1954					2024				2054
Wimbledon (WIM)   d	1855				1925			1955					2025				2055
Wimbledon Chase (WBO)  d	1858				1928			1958					2028				2058
South Merton (SMO)  d	1900				1930			2000					2030				2100
Morden South (MDS)  d	1903				1933			2003					2033				2103
St Helier (SIH)  d	1905				1935			2005					2035				2105
Sutton Common (SUC)  d	1907				1937			2007					2037				2107
West Sutton (WSU)  d	1910				1940			2010					2040				2110
Mitcham Eastfields (MTC)  d		1905	1927			1935	1957			2005	2028			2035	2057		
Mitcham Junction (MIJ)  d		1908	1930			1938	2000			2008	2031			2038	2100		
Hackbridge (HCB)  d		1911	1933			1941	2003			2011	2034			2041	2103		
Carshalton (CSH)  d		1914	1936			1944	2006			2014	2036			2044	2106		
Sutton (Surrey) (SUO)  a	1914	1917	1940		1944	1947	2010		2014	2017	2040		2044	2047	2110		2114

NOTES (see introductory pages for explanation of train operator codes and standard symbols)

- a Arrival time
d Departure time
- A To Dorking
B To East Croydon
C From Luton
E From St Albans City
F To Epsom

London to Wimbledon and Sutton via Streatham and Tulse Hill

Sundays

Operator Days of operation/Notes	TL E	SN A	SN B	TL C	TL E	SN F	SN B	TL C	TL E	SN A	SN B	TL C	SN B	SN F	SN B	SN A	SN B
London Victoria (VIC)  d		2108				2138				2211				2241		2311	
Clapham Junction (CLJ)  d		2115				2145				2218				2249		2319	
Balham (BAL)  d		2120				2150				2223				2253		2323	
St Pancras International (STP)  d	2027			2042	2057			2112	2127			2142					
Farringdon (ZFD)  d	2031			2046	2101			2116	2131			2146					
City Thameslink (CTK)  d																	
London Blackfriars (BFR)  d	2036			2051	2106			2121	2136			2151					
Elephant & Castle (EPH)  d	2040			2055	2110			2125	2140			2155					
Loughborough Jn (LGJ)  d	2045			2100	2115			2130	2145			2200					
Herne Hill (HNH)  d	2050			2104	2120			2134	2150			2204					
London Bridge (LBG)  d			2044				2114				2144		2214		2244		2317
South Bermondsey (SBM)  d			2049				2119				2149		2219		2249		2323
Queens Rd Peckham (QRP)  d			2052				2122				2152		2222		2252		2327
Peckham Rye (PMR)  d			2055				2125				2155		2225		2255		2330
East Dulwich (EDW)  d			2058				2128				2158		2228		2258		2334
North Dulwich (NDL)  d			2100				2130				2200		2230		2300		2337
Tulse Hill (TUH)  a	2054		2104	2109	2124		2134	2139	2154		2204	2209	2234		2304		2340
Tulse Hill (TUH)  d	2057		2104	2109	2127		2134	2139	2157		2204	2209	2234		2304		2343
Streatham (STE)  d	2101		2108a	2113	2131		2138a	2143	2201		2208a	2213	2238a		2308a		2346a
Tooting (TOO)  d				2119				2149				2219					
Haydons Road (HYR)  d				2122				2152				2222					
Wimbledon (WIM)  a				2124				2154				2224					
Wimbledon (WIM)  d				2125				2155				2225					
Wimbledon Chase (WBO)  d				2128				2158				2228					
South Merton (SMO)  d				2130				2200				2230					
Morden South (MDS)  d				2133				2203				2233					
St Helier (SIH)  d				2135				2205				2235					
Sutton Common (SUC)  d				2137				2207				2237					
West Sutton (WSU)  d				2140				2210				2240					
Mitcham Eastfields (MTC)  d	2105	2127			2135	2157			2205	2230				2300		2330	
Mitcham Junction (MIJ)  d	2108	2130			2138	2200			2208	2233				2303		2333	
Hackbridge (HCB)  d	2111	2133			2141	2203			2211	2236				2306		2336	
Carshalton (CSH)  d	2114	2136			2144	2206			2214	2239				2309		2339	
Sutton (Surrey) (SUO)  a	2117	2140		2144	2147	2210		2214	2217	2243		2244		2313		2343	

NOTES (see introductory pages for explanation of train operator codes and standard symbols)

- a Arrival time
d Departure time
- A To Dorking
B To East Croydon
C From Luton
E From St Albans City
F To Epsom

Sutton and Wimbledon to London via Streatham and Tulse Hill

Mondays to Fridays

Operator Days of operation/Notes	SN A	TL B	SN C	TL B	SN A	SN D	TL B	SN C	TL B	SN E	SN F	TL B	SN G	TL B	SN E	SN H	SN J
Sutton (Surrey) (SUO) 4 d		0546		0549		0612	0616		0619		0642	0646		0649		0701	0702
Carshalton (CSH) d		0549				0615	0619				0645	0649					0705
Hackbridge (HCB) d		0552				0618	0622				0648	0652					
Mitcham Junction (MIJ) d		0555				0621	0625				0651	0655					
Mitcham Eastfields (MTC) d		0558				0624	0628				0654	0658					
West Sutton (WSU) d				0552					0622					0652			
Sutton Common (SUC) d				0554					0624					0654			
St Helier (SIH) d				0557					0627					0657			
Morden South (MDS) d				0559					0629					0659			
South Merton (SMO) d				0601					0631					0701			
Wimbledon Chase (WBO) d				0603					0633					0703			
Wimbledon (WIM) 6 a				0606					0636					0706			
Wimbledon (WIM) 6 d				0607					0637					0707			
Haydons Road (HYR) d				0610					0640					0710			
Tooting (TOO) d				0613					0643					0713			
Streatham (STE) 4 d		0603	0613	0618		0633	0643	0648			0703	0713	0718			0743	
Tulse Hill (TUH) 4 a		0607	0617	0622		0637	0647	0652			0707	0717	0722				
Tulse Hill (TUH) 4 d	0602	0608	0617	0623	0632		0638	0647	0653	0702		0708	0717	0723	0732		
North Dulwich (NDL) d	0606		0621		0636			0651		0706			0721		0736		
East Dulwich (EDW) d	0608		0623		0638			0653		0708			0723		0738		
Peckham Rye (PMR) 4 d	0611		0626		0641			0656		0711			0726		0741		
Queens Rd Peckham (QRP) d	0613		0628		0643			0658		0713			0728		0743		
South Bermondsey (SBM) d	0616		0631		0646			0701		0716			0731		0746		
London Bridge (LBG) 4 a	0621		0636		0651			0706		0721			0736		0751		
Herne Hill (HNH) 4 d		0612		0627			0642		0657			0712		0727			
Loughborough Jn (LGJ) d		0615		0630			0645		0700			0715		0730			
Elephant & Castle (EPH) d		0619		0634			0649		0704			0719		0734			
London Blackfriars (BFR) 3 a		0624		0639			0654		0709			0724		0739			
City Thameslink (CTK) 3 a		0626		0641			0656		0711			0726		0741			
Farringdon (ZFD) 3 a		0628		0643			0658		0713			0728		0743			
St Pancras International (STP) 15 a		0633		0648			0703		0718			0733		0748			
Balham (BAL) 4 a						0633					0703						
Clapham Junction (CLJ) 10 a						0637					0707						0723
London Victoria (VIC) 10 a						0645					0715						0733

NOTES (see introductory pages for explanation of train operator codes and standard symbols)

a Arrival time
d Departure time

A From Crystal Palace

B To St Albans City

C From Selhurst

D From Dorking

E From Beckenham Junction

F From Horsham

G From East Croydon

H Also calls at Carshalton Beeches, Wallington, Waddon, West Croydon, Selhurst, Thornton Heath, Norbury and Streatham Common

J From Epsom

Sutton and Wimbledon to London via Streatham and Tulse Hill

Mondays to Fridays

Operator Days of operation/Notes	SN F	TL B	SN H	TL B	SN E	SN J	SN D	TL B	SN G	TL B	SN K	SN J	SN	SN E	SN F	TL B	SN K
Sutton (Surrey) (SUO) 4 d	0712	0716		0719		0732	0742	0746		0749	0800	0802	0807		0812	0816	
Carshalton (CSH) d	0715	0719				0735	0745	0749				0805	0811		0815	0819	
Hackbridge (HCB) d	0718	0722				0738	0748	0752				0808	0814		0818	0822	
Mitcham Junction (MIJ) d	0721	0725				0742	0751	0755				0811	0817		0821	0825	
Mitcham Eastfields (MTC) d	0724	0728				0745	0754	0758				0815	0820		0824	0828	
West Sutton (WSU) d				0722						0752							
Sutton Common (SUC) d				0724						0754							
St Helier (SIH) d				0727						0757							
Morden South (MDS) d				0729						0759							
South Merton (SMO) d				0731						0801							
Wimbledon Chase (WBO) d				0733						0803							
Wimbledon (WIM) 6 a				0736						0806							
Wimbledon (WIM) 6 d				0737						0807							
Haydens Road (HYR) d				0740						0810							
Tooting (TOO) d				0743						0813							
Streatham (STE) 4 d		0733	0743	0748				0803	0813	0818	0843		0824			0833	0843
Tulse Hill (TUH) 4 a		0737	0747	0752				0807	0817	0822			0828			0837	0847
Tulse Hill (TUH) 4 d		0738	0747	0753	0802			0808	0817	0823			0829	0832		0838	0847
North Dulwich (NDL) d			0751		0806				0821				0832	0836			0851
East Dulwich (EDW) d			0753		0808				0823				0834	0838			0853
Peckham Rye (PMR) 4 d			0756		0811				0826				0837	0841			0856
Queens Rd Peckham (QRP) d			0758		0813				0828				0839	0843			0858
South Bermondsey (SBM) d			0801		0816				0831				0843	0846			0902
London Bridge (LBG) 4 a			0806		0821				0836				0849	0851			0908
Herne Hill (HNH) 4 d		0742		0757				0812		0827						0842	
Loughborough Jn (LGJ) d		0745		0800				0815		0830						0845	
Elephant & Castle (EPH) d		0749		0804				0819		0834						0849	
London Blackfriars (BFR) 3 a		0754		0809				0824		0839						0854	
City Thameslink (CTK) 3 a		0756		0811				0826		0841						0856	
Farringdon (ZFD) 3 a		0758		0813				0828		0843						0858	
St Pancras International (STP) 15 a		0803		0818				0833		0848						0903	
Balham (BAL) 4 a	0732						0802								0832		
Clapham Junction (CLJ) 10 a	0737					0757	0807					0828			0838		
London Victoria (VIC) 10 a	0745					0806	0816					0836			0845		

NOTES (see introductory pages for explanation of train operator codes and standard symbols)

a Arrival time

d Departure time

B To St Albans City

D From Dorking

E From Beckenham Junction

F From Horsham

G From East Croydon



















H Also calls at Carshalton Beeches, Wallington, Waddon, West Croydon, Selhurst, Thornton Heath, Norbury and Streatham Common

J From Epsom

K Also calls at Wallington, West Croydon, Selhurst, Thornton Heath, Norbury and Streatham Common

Sutton and Wimbledon to London via Streatham and Tulse Hill

Mondays to Fridays




























Operator Days of operation/Notes	TL B	SN E	SN D	TL B	SN G	TL B	SN E	SN F	TL B	SN G	TL B	SN E	SN D	TL B	SN G	TL B	SN E	SN D
Sutton (Surrey) (SUO)  d	0819		0842	0846		0849		0912	0916		0919		0942	0946		0949		
Carshalton (CSH) d			0845	0849				0915	0919				0945	0949				
Hackbridge (HCB) d			0848	0852				0918	0922				0948	0952				
Mitcham Junction (MIJ)  d			0851	0855				0921	0925				0951	0955				
Mitcham Eastfields (MTC) d			0854	0858				0924	0928				0954	0958				
West Sutton (WSU) d	0822					0852					0922						0952	
Sutton Common (SUC) d	0824					0854					0924						0954	
St Helier (SIH) d	0827					0857					0927						0957	
Morden South (MDS) d	0829					0859					0929						0959	
South Merton (SMO) d	0831					0901					0931						1001	
Wimbledon Chase (WBO) d	0833					0903					0933						1003	
Wimbledon (WIM)  a	0836					0906					0936						1006	
Wimbledon (WIM)  d	0837					0907					0937						1007	
Haydens Road (HYR) d	0840					0910					0940						1010	
Tooting (TOO) d	0843					0913					0943						1013	
Streatham (STE)  d	0848			0903	0912	0918			0933	0943	0948			1003	1013	1018		
Tulse Hill (TUH)  a	0852			0907	0916	0922			0937	0947	0952			1007	1017	1022		
Tulse Hill (TUH)  d	0853	0902		0908	0917	0923	0933		0938	0947	0953	1002		1008	1017	1023	1033	
North Dulwich (NDL) d		0906			0921		0936			0951		1006			1021		1036	
East Dulwich (EDW) d		0908			0923		0938			0953		1008			1023		1038	
Peckham Rye (PMR)  d		0911			0926		0941			0956		1011			1026		1041	
Queens Rd Peckham (QRP) d		0913			0928		0943			0958		1013			1028		1043	
South Bermondsey (SBM) d		0916			0931		0946			1001		1016			1031		1046	
London Bridge (LBG)  a		0922			0936		0951			1006		1021			1036		1051	
Herne Hill (HNH)  d	0857			0912		0927			0942		0957			1012		1027		
Loughborough Jn (LGJ) d	0900			0915		0930			0945		1000			1015		1030		
Elephant & Castle (EPH)  d	0904			0919		0934			0949		1004			1019		1034		
London Blackfriars (BFR)  a	0909			0924		0939			0954		1009			1024		1039		
City Thameslink (CTK)  a	0911			0926		0941			0956		1011			1026		1041		
Farringdon (ZFD)  a	0913			0928		0943			0958		1013			1028		1043		
St Pancras International (STP)  a	0918			0933		0948			1003		1018			1033		1048		
Balham (BAL)  a			0903					0933					1003					
Clapham Junction (CLJ)  a			0908					0938					1007					
London Victoria (VIC)  a			0919					0949					1019					

NOTES (see introductory pages for explanation of train operator codes and standard symbols)

- a Arrival time
d Departure time
- B To St Albans City
D From Dorking
E From Beckenham Junction
F From Horsham
G From East Croydon

Sutton and Wimbledon to London via Streatham and Tulse Hill

Mondays to Fridays




























Operator Days of operation/Notes	SN F	TL B	SN G	TL B	SN E	SN D	TL B	SN G	TL B	SN E	SN F	TL B	SN G	TL B	SN E	SN D	TL B
Sutton (Surrey) (SUO)  d	1012	1016		1019		1042	1046		1049		1112	1116		1119		1142	1146
Carshalton (CSH) d	1015	1019				1045	1049				1115	1119				1145	1149
Hackbridge (HCB) d	1018	1022				1048	1052				1118	1122				1148	1152
Mitcham Junction (MIJ)  d	1021	1025				1051	1055				1121	1125				1151	1155
Mitcham Eastfields (MTC) d	1024	1028				1054	1058				1124	1128				1154	1158
West Sutton (WSU) d				1022					1052					1122			
Sutton Common (SUC) d				1024					1054					1124			
St Helier (SIH) d				1027					1057					1127			
Morden South (MDS) d				1029					1059					1129			
South Merton (SMO) d				1031					1101					1131			
Wimbledon Chase (WBO) d				1033					1103					1133			
Wimbledon (WIM)   6 a				1036					1106					1136			
Wimbledon (WIM)   6 d				1037					1107					1137			
Haydens Road (HYR) d				1040					1110					1140			
Tooting (TOO) d				1043					1113					1143			
Streatham (STE)  4 d		1033	1043	1048			1103	1113	1118			1133	1143	1148			1203
Tulse Hill (TUH)  4 a		1037	1047	1052			1107	1117	1122			1137	1147	1152			1207
Tulse Hill (TUH)  4 d		1038	1047	1053	1102		1108	1117	1123	1134		1138	1147	1153	1202		1208
North Dulwich (NDL) d			1051		1106			1121		1137			1151		1206		
East Dulwich (EDW) d			1053		1108			1123		1139			1153		1208		
Peckham Rye (PMR)  4 d			1056		1111			1126		1143			1156		1211		
Queens Rd Peckham (QRP) d			1058		1113			1128		1145			1158		1213		
South Bermondsey (SBM) d			1101		1116			1131		1147			1201		1216		
London Bridge (LBG)   4 a			1106		1121			1136		1152			1206		1221		
Herne Hill (HNH)  4 d		1042		1057			1112		1127			1142		1157			1212
Loughborough Jn (LGJ) d		1045		1100			1115		1130			1145		1200			1215
Elephant & Castle (EPH)  d		1049		1104			1119		1134			1149		1204			1219
London Blackfriars (BFR)   3 a		1054		1109			1124		1139			1154		1209			1224
City Thameslink (CTK)  3 a		1056		1111			1126		1141			1156		1211			1226
Farringdon (ZFD)   3 a		1058		1113			1128		1143			1158		1213			1228
St Pancras International (STP)    15 a		1103		1118			1133		1148			1203		1218			1233
Balham (BAL)   4 a	1033					1103					1133					1203	
Clapham Junction (CLJ)  10 a	1038					1107					1137					1208	
London Victoria (VIC)   10 a	1045					1115					1145					1215	

NOTES (see introductory pages for explanation of train operator codes and standard symbols)

- a Arrival time
d Departure time
- B To St Albans City
D From Dorking
E From Beckenham Junction
F From Horsham
G From East Croydon

Sutton and Wimbledon to London via Streatham and Tulse Hill

Mondays to Fridays



























Operator Days of operation/Notes	SN G	TL B	SN E	SN F	TL B	SN G	TL B	SN E	SN D	TL B	SN G	TL B	SN E	SN F	TL B	SN G	TL B
Sutton (Surrey) (SUO)  d		1149		1212	1216		1219		1242	1246		1249		1312	1316		1319
Carshalton (CSH) d				1215	1219				1245	1249				1315	1319		
Hackbridge (HCB) d				1218	1222				1248	1252				1318	1322		
Mitcham Junction (MIJ)  d				1221	1225				1251	1255				1321	1325		
Mitcham Eastfields (MTC) d				1224	1228				1254	1258				1324	1328		
West Sutton (WSU) d		1152					1222					1252					1322
Sutton Common (SUC) d		1154					1224					1254					1324
St Helier (SIH) d		1157					1227					1257					1327
Morden South (MDS) d		1159					1229					1259					1329
South Merton (SMO) d		1201					1231					1301					1331
Wimbledon Chase (WBO) d		1203					1233					1303					1333
Wimbledon (WIM)   a		1206					1236					1306					1336
Wimbledon (WIM)   d		1207					1237					1307					1337
Haydens Road (HYR) d		1210					1240					1310					1340
Tooting (TOO) d		1213					1243					1313					1343
Streatham (STE)  d	1213	1218			1233	1243	1248			1303	1313	1318			1333	1343	1348
Tulse Hill (TUH)  a	1217	1222			1237	1247	1252			1307	1316	1322			1337	1347	1352
Tulse Hill (TUH)  d	1219	1223	1232		1238	1247	1253	1302		1308	1317	1323	1332		1338	1347	1353
North Dulwich (NDL) d	1222		1236			1251		1306			1321		1336			1351	
East Dulwich (EDW) d	1224		1238			1253		1308			1323		1338			1353	
Peckham Rye (PMR)  d	1227		1241			1256		1311			1326		1341			1356	
Queens Rd Peckham (QRP) d	1229		1243			1258		1313			1328		1343			1358	
South Bermondsey (SBM) d	1232		1246			1301		1316			1331		1346			1401	
London Bridge (LBG)   a	1237		1251			1306		1321			1336		1351			1406	
Herne Hill (HNH)  d		1227			1242		1257			1312		1327			1342		1357
Loughborough Jn (LGJ) d		1230			1245		1300			1315		1330			1345		1400
Elephant & Castle (EPH)  d		1234			1249		1304			1319		1334			1349		1404
London Blackfriars (BFR)   a		1239			1254		1309			1324		1339			1354		1409
City Thameslink (CTK)  a		1241			1256		1311			1326		1341			1356		1411
Farringdon (ZFD)   a		1243			1258		1313			1328		1343			1358		1413
St Pancras International (STP)    a		1248			1303		1318			1333		1348			1403		1418
Balham (BAL)   a				1233					1303					1333			
Clapham Junction (CLJ)  a				1237					1307					1338			
London Victoria (VIC)   a				1247					1315					1345			

NOTES (see introductory pages for explanation of train operator codes and standard symbols)

- a Arrival time
d Departure time
- B To St Albans City
D From Dorking
E From Beckenham Junction
F From Horsham
G From East Croydon

Sutton and Wimbledon to London via Streatham and Tulse Hill

Mondays to Fridays

Operator Days of operation/Notes	SN E	SN D	TL B	SN G	TL B	SN E	SN F	TL B	SN G	TL B	SN E	SN D	TL B	SN G	TL B	SN E	SN F
Sutton (Surrey) (SUO)  d		1342	1346		1349		1412	1416		1419		1442	1446		1449		1512
Carshalton (CSH) d		1345	1349				1415	1419				1445	1449				1515
Hackbridge (HCB) d		1348	1352				1418	1422				1448	1452				1518
Mitcham Junction (MIJ)  d		1351	1355				1421	1425				1451	1455				1521
Mitcham Eastfields (MTC) d		1354	1358				1424	1428				1454	1458				1524
West Sutton (WSU) d					1352					1422					1452		
Sutton Common (SUC) d					1354					1424					1454		
St Helier (SIH) d					1357					1427					1457		
Morden South (MDS) d					1359					1429					1459		
South Merton (SMO) d					1401					1431					1501		
Wimbledon Chase (WBO) d					1403					1433					1503		
Wimbledon (WIM)   a					1406					1436					1506		
Wimbledon (WIM)   d					1407					1437					1507		
Haydens Road (HYR) d					1410					1440					1510		
Tooting (TOO) d					1413					1443					1513		
Streatham (STE)  d			1403	1413	1418			1433	1443	1448			1503	1513	1518		
Tulse Hill (TUH)  a			1407	1417	1422			1437	1447	1452			1507	1517	1522		
Tulse Hill (TUH)  d	1403		1408	1417	1423	1432		1438	1447	1453	1503		1508	1517	1523	1532	
North Dulwich (NDL) d	1406			1421		1436			1451		1506			1521		1536	
East Dulwich (EDW) d	1408			1423		1438			1453		1508			1523		1538	
Peckham Rye (PMR)  d	1411			1426		1441			1456		1511			1526		1541	
Queens Rd Peckham (QRP) d	1413			1428		1443			1458		1513			1528		1543	
South Bermondsey (SBM) d	1416			1431		1446			1501		1516			1531		1546	
London Bridge (LBG)   a	1421			1436		1452			1506		1521			1536		1551	
Herne Hill (HNH)  d			1412		1427			1442		1457			1512		1527		
Loughborough Jn (LGJ) d			1415		1430			1445		1500			1515		1530		
Elephant & Castle (EPH)  d			1419		1434			1449		1504			1519		1534		
London Blackfriars (BFR)   a			1424		1439			1454		1509			1524		1539		
City Thameslink (CTK)  a			1426		1441			1456		1511			1526		1541		
Farringdon (ZFD)   a			1428		1443			1458		1513			1528		1543		
St Pancras International (STP)   a			1433		1448			1503		1518			1533		1548		
Balham (BAL)   a		1403					1433					1503					1533
Clapham Junction (CLJ)  a		1407					1437					1507					1537
London Victoria (VIC)   a		1415					1445					1515					1545

NOTES (see introductory pages for explanation of train operator codes and standard symbols)

- a Arrival time
d Departure time
- B To St Albans City
D From Dorking
E From Beckenham Junction
F From Horsham
G From East Croydon

Sutton and Wimbledon to London via Streatham and Tulse Hill

Mondays to Fridays



















Operator Days of operation/Notes	TL B	SN G	TL B	SN E	SN D	TL B	SN G	TL B	SN E	SN F	TL B	SN G	TL B	SN E	SN D	TL B	SN G
Sutton (Surrey) (SUO) 4 d	1516		1519		1542	1546		1549		1612	1616		1619		1642	1646	
Carshalton (CSH) d	1519				1545	1549				1615	1619				1645	1649	
Hackbridge (HCB) d	1522				1548	1552				1618	1622				1648	1652	
Mitcham Junction (MIJ) d	1525				1551	1555				1621	1625				1651	1655	
Mitcham Eastfields (MTC) d	1528				1554	1558				1624	1628				1654	1658	
West Sutton (WSU) d			1522					1552					1622				
Sutton Common (SUC) d			1524					1554					1624				
St Helier (SIH) d			1527					1557					1627				
Morden South (MDS) d			1529					1559					1629				
South Merton (SMO) d			1531					1601					1631				
Wimbledon Chase (WBO) d			1533					1603					1633				
Wimbledon (WIM) 6 a			1536					1606					1636				
Wimbledon (WIM) 6 d			1537					1607					1637				
Haydens Road (HYR) d			1540					1610					1640				
Tooting (TOO) d			1543					1613					1643				
Streatham (STE) 4 d	1533	1543	1548			1603	1613	1618			1633	1643	1648			1703	1713
Tulse Hill (TUH) 4 a	1537	1547	1552			1607	1617	1622			1637	1647	1652			1707	1716
Tulse Hill (TUH) 4 d	1538	1547	1553	1602		1608	1617	1623	1632		1638	1647	1653	1702		1708	1717
North Dulwich (NDL) d		1551		1606			1621		1636			1651		1706			1721
East Dulwich (EDW) d		1553		1608			1623		1638			1653		1708			1723
Peckham Rye (PMR) 4 d		1556		1611			1626		1641			1656		1711			1726
Queens Rd Peckham (QRP) d		1558		1613			1628		1643			1658		1713			1728
South Bermondsey (SBM) d		1601		1616			1631		1646			1701		1716			1731
London Bridge (LBG) 4 a		1606		1621			1636		1651			1706		1721			1736
Herne Hill (HNH) 4 d	1542		1557			1612		1627			1642		1657			1712	
Loughborough Jn (LGJ) d	1545		1600			1615		1630			1645		1700			1715	
Elephant & Castle (EPH) d	1549		1604			1619		1634			1649		1704			1719	
London Blackfriars (BFR) 3 a	1554		1609			1624		1639			1654		1709			1724	
City Thameslink (CTK) 3 a	1556		1611			1626		1641			1656		1711			1726	
Farringdon (ZFD) 3 a	1558		1613			1628		1643			1658		1713			1728	
St Pancras International (STP) 15 a	1603		1618			1633		1648			1703		1718			1733	
Balham (BAL) 4 a					1603					1632					1702		
Clapham Junction (CLJ) 10 a					1607					1637					1706		
London Victoria (VIC) 10 a					1615					1645					1714		

NOTES (see introductory pages for explanation of train operator codes and standard symbols)

- a Arrival time
d Departure time
- B To St Albans City
D From Dorking
E From Beckenham Junction
F From Horsham
G From East Croydon

Sutton and Wimbledon to London via Streatham and Tulse Hill

Mondays to Fridays



















Operator Days of operation/Notes	TL B	SN L	SN E	SN F	TL B	SN G	TL B	SN E	SN D	TL B	SN G	TL B	SN E	SN F	TL B	SN G	TL B
Sutton (Surrey) (SUO)  d	1649			1712	1716		1719		1742	1746		1749		1812	1816		1819
Carshalton (CSH) d				1715	1719				1745	1749				1815	1819		
Hackbridge (HCB) d				1718	1722				1748	1752				1818	1822		
Mitcham Junction (MIJ)  d				1721	1725				1751	1755				1821	1825		
Mitcham Eastfields (MTC) d				1724	1728				1754	1758				1824	1828		
West Sutton (WSU) d	1652						1722					1752					1822
Sutton Common (SUC) d	1654						1724					1754					1824
St Helier (SIH) d	1657						1727					1757					1827
Morden South (MDS) d	1659						1729					1759					1829
South Merton (SMO) d	1701						1731					1801					1831
Wimbledon Chase (WBO) d	1703						1733					1803					1833
Wimbledon (WIM)  a	1706						1736					1806					1836
Wimbledon (WIM)  d	1707						1737					1807					1837
Haydens Road (HYR) d	1710						1740					1810					1840
Tooting (TOO) d	1713						1743					1813					1843
Streatham (STE)  d	1718				1733	1743	1748			1803	1813	1818			1833	1843	1848
Tulse Hill (TUH)  a	1722				1737	1747	1752			1807	1817	1822			1837	1847	1852
Tulse Hill (TUH)  d	1723	1725	1732		1738	1748	1753	1802		1808	1817	1823	1832		1838	1847	1853
North Dulwich (NDL) d		1728	1736			1751		1806			1821		1836			1851	
East Dulwich (EDW) d		1730	1738			1753		1808			1823		1838			1853	
Peckham Rye (PMR)  d		1734	1741			1756		1811			1826		1841			1856	
Queens Rd Peckham (QRP) d		1736	1743			1758		1813			1828		1843			1858	
South Bermondsey (SBM) d			1746			1801		1816			1831		1846			1901	
London Bridge (LBG)  a		1743	1751			1806		1821			1836		1851			1906	
Herne Hill (HNH)  d	1727				1742		1757			1812		1827			1842		1857
Loughborough Jn (LGJ) d	1730				1745		1800			1815		1830			1845		1900
Elephant & Castle (EPH)  d	1734				1749		1804			1819		1834			1849		1904
London Blackfriars (BFR)  a	1739				1754		1809			1824		1839			1854		1909
City Thameslink (CTK)  a	1741				1756		1811			1826		1841			1856		1911
Farringdon (ZFD)  a	1743				1758		1813			1828		1843			1858		1913
St Pancras International (STP)  a	1748				1803		1818			1833		1848			1903		1918
Balham (BAL)  a				1733					1803					1833			
Clapham Junction (CLJ)  a				1738					1808					1838			
London Victoria (VIC)  a				1746					1819					1849			

NOTES (see introductory pages for explanation of train operator codes and standard symbols)

- a Arrival time
d Departure time
- B To St Albans City
D From Dorking
E From Beckenham Junction
F From Horsham
G From East Croydon
L From Streatham Hill

Sutton and Wimbledon to London via Streatham and Tulse Hill

Mondays to Fridays



















Operator Days of operation/Notes	SN E	SN D	TL B	SN G	TL B	SN E	SN F	TL B	SN G	TL B	SN E	SN D	TL B	SN G	TL B	SN E	SN F
Sutton (Surrey) (SUO)  d		1842	1846		1849		1912	1916		1919		1942	1946		1949		2012
Carshalton (CSH) d		1845	1849				1915	1919				1945	1949				2015
Hackbridge (HCB) d		1848	1852				1918	1922				1948	1952				2018
Mitcham Junction (MIJ)  d		1851	1855				1921	1925				1951	1955				2021
Mitcham Eastfields (MTC) d		1854	1858				1924	1928				1954	1958				2024
West Sutton (WSU) d					1852					1922						1952	
Sutton Common (SUC) d					1854					1924						1954	
St Helier (SIH) d					1857					1927						1957	
Morden South (MDS) d					1859					1929						1959	
South Merton (SMO) d					1901					1931						2001	
Wimbledon Chase (WBO) d					1903					1933						2003	
Wimbledon (WIM)  a					1906					1936						2006	
Wimbledon (WIM)  d					1907					1937						2007	
Haydons Road (HYR) d					1910					1940						2010	
Tooting (TOO) d					1913					1943						2013	
Streatham (STE)  a			1903	1913	1918			1933	1943	1948			2003	2013	2018		
Tulse Hill (TUH)  a			1907	1917	1922			1937	1947	1952			2007	2017	2022		
Tulse Hill (TUH)  d	1902		1908	1917	1923	1932		1938	1947	1953	2002		2008	2017	2023	2032	
North Dulwich (NDL) d	1906			1921		1936			1951		2006			2021		2036	
East Dulwich (EDW) d	1908			1923		1938			1953		2008			2023		2038	
Peckham Rye (PMR)  d	1911			1926		1941			1956		2011			2026		2041	
Queens Rd Peckham (QRP) d	1913			1928		1943			1958		2013			2028		2043	
South Bermondsey (SBM) d	1916			1931		1946			2001		2016			2031		2046	
London Bridge (LBG)  a	1921			1936		1951			2006		2021			2036		2051	
Herne Hill (HNH)  d			1912		1927			1942		1957			2012		2027		
Loughborough Jn (LGJ) d			1915		1930			1945		2000			2015		2030		
Elephant & Castle (EPH)  d			1919		1934			1949		2004			2019		2034		
London Blackfriars (BFR)  a			1924		1939			1954		2009			2024		2039		
City Thameslink (CTK)  a			1926		1941			1956		2011			2026		2041		
Farringdon (ZFD)  a			1928		1943			1958		2013			2028		2043		
St Pancras International (STP)  a			1933		1948			2003		2018			2033		2048		
Balham (BAL)  a		1903					1933					2003					2033
Clapham Junction (CLJ)  a		1907					1937					2007					2037
London Victoria (VIC)  a		1915					1945					2018					2046

NOTES (see introductory pages for explanation of train operator codes and standard symbols)

- a Arrival time
d Departure time
- B To St Albans City
D From Dorking
E From Beckenham Junction
F From Horsham
G From East Croydon

Sutton and Wimbledon to London via Streatham and Tulse Hill

Mondays to Fridays

Operator Days of operation/Notes	TL B	SN G	TL B	SN E	SN D	TL B	SN G	TL B	SN E	SN F	TL B	SN G	TL M	SN D	TL M	SN G	TL M
Sutton (Surrey) (SUO)  d	2016		2019		2042	2046		2049		2112	2116		2119	2142	2148		2149
Carshalton (CSH) d	2019				2045	2049				2115	2119			2145	2151		
Hackbridge (HCB) d	2022				2048	2052				2118	2122			2148	2154		
Mitcham Junction (MIJ)  d	2025				2051	2055				2121	2125			2151	2157		
Mitcham Eastfields (MTC) d	2028				2054	2058				2124	2128			2154	2200		
West Sutton (WSU) d			2022					2052					2122				2152
Sutton Common (SUC) d			2024					2054					2124				2154
St Helier (SIH) d			2027					2057					2127				2157
Morden South (MDS) d			2029					2059					2129				2159
South Merton (SMO) d			2031					2101					2131				2201
Wimbledon Chase (WBO) d			2033					2103					2133				2203
Wimbledon (WIM)  a			2036					2106					2136				2206
Wimbledon (WIM)  d			2037					2107					2137				2207
Haydens Road (HYR) d			2040					2110					2140				2210
Tooting (TOO) d			2043					2113					2143				2213
Streatham (STE)  a	2033	2043	2048			2103	2113	2118			2133	2143	2148		2205	2213	2218
Tulse Hill (TUH)  a	2037	2047	2052			2107	2117	2122			2137	2147	2152		2209	2217	2222
Tulse Hill (TUH)  d	2038	2047	2053	2102		2108	2117	2123	2133		2138	2147	2153		2210	2217	2223
North Dulwich (NDL) d		2051		2106			2121		2136			2151				2221	
East Dulwich (EDW) d		2053		2108			2123		2138			2153				2223	
Peckham Rye (PMR)  d		2056		2111			2126		2141			2156				2226	
Queens Rd Peckham (QRP) d		2058		2113			2128		2143			2158				2228	
South Bermondsey (SBM) d		2101		2116			2131		2146			2201				2231	
London Bridge (LBG)  a		2106		2121			2136		2151			2206				2237	
Herne Hill (HNH)  d	2042		2057			2112		2127			2142		2157		2214		2229c
Loughborough Jn (LGJ) d	2045		2100			2115		2130			2145		2200		2217		2232
Elephant & Castle (EPH)  d	2049		2104			2119		2134			2149		2204		2221		2238
London Blackfriars (BFR)  a	2054		2109			2124		2139			2154		2209		2226		2244
City Thameslink (CTK)  a	2056		2111			2126		2141			2156		2211		2228		2246
Farringdon (ZFD)  a	2058		2113			2128		2143			2158		2213		2230		2248
St Pancras International (STP)  a	2103		2118			2133		2148			2203		2218		2235		2253
Balham (BAL)  a					2103					2133				2203			
Clapham Junction (CLJ)  a					2107					2137				2207			
London Victoria (VIC)  a					2116					2147				2217			




























NOTES (see introductory pages for explanation of train operator codes and standard symbols)

- a** Arrival time
d Departure time
c Arrives 3 minutes earlier

B To St Albans City
D From Dorking
E From Beckenham Junction
F From Horsham
G From East Croydon
M To Bedford

Sutton and Wimbledon to London via Streatham and Tulse Hill

Mondays to Fridays

Operator Days of operation/Notes	SN E	SN F	TL M	SN G	TL M	SN D	TL M	SN G	TL M	SN E	TL M	SN G	TL M	SN D
Sutton (Surrey) (SUO)  d		2212	2218		2219	2242	2248		2249		2318		2319	2342
Carshalton (CSH) d		2215	2221			2245	2251				2321			2345
Hackbridge (HCB) d		2218	2224			2248	2254				2324			2347
Mitcham Junction (MIJ)  d		2221	2227			2251	2257				2327			2350
Mitcham Eastfields (MTC) d		2224	2230			2254	2300				2330			2354
West Sutton (WSU) d					2222				2252				2322	
Sutton Common (SUC) d					2224				2254				2324	
St Helier (SIH) d					2227				2257				2327	
Morden South (MDS) d					2229				2259				2329	
South Merton (SMO) d					2231				2301				2331	
Wimbledon Chase (WBO) d					2233				2303				2333	
Wimbledon (WIM)   6 a					2236				2306				2336	
Wimbledon (WIM)   6 d					2237				2311				2337	
Haydens Road (HYR) d					2240				2314				2340	
Tooting (TOO) d					2243				2317				2343	
Streatham (STE)  4 d			2235	2243	2248		2305	2313	2322		2335	2343	2348	
Tulse Hill (TUH)  4 a			2239	2247	2252		2309	2317	2326		2339	2347	2352	
Tulse Hill (TUH)  4 d	2232		2240	2247	2253		2310	2317	2327	2334	2340	2347	2352	
North Dulwich (NDL) d	2236			2251				2321		2337		2351		
East Dulwich (EDW) d	2238			2253				2323		2339		2353		
Peckham Rye (PMR)  4 d	2241			2256				2326		2342		2356		
Queens Rd Peckham (QRP) d	2243			2258				2328		2344		2358		
South Bermondsey (SBM) d	2246			2301				2331		2346		0002		
London Bridge (LBG)   4 a	2251			2306				2336		2352		0007		
Herne Hill (HNH)  4 d			2244		2259c		2314		2333c		2344		2356	
Loughborough Jn (LGJ) d			2247		2302		2317		2336		2347		2359	
Elephant & Castle (EPH)  d			2251		2308		2321		2340		2351		0004	
London Blackfriars (BFR)   3 a			2256		2314		2326		2345		2356		0008	
City Thameslink (CTK)  3 a			2258											
Farringdon (ZFD)   3 a			2300		2318		2330		2353		0006		0013	
St Pancras International (STP)    15 a			2305		2323		2335		2358		0010		0017	
Balham (BAL)   4 a		2233				2301								0002
Clapham Junction (CLJ)  10 a		2237				2307								0007
London Victoria (VIC)   10 a		2245				2315								0015



















NOTES (see introductory pages for explanation of train operator codes and standard symbols)

- a** Arrival time
d Departure time
c Arrives 3 minutes earlier

D From Dorking
E From Beckenham Junction
F From Horsham
G From East Croydon
M To Bedford

Sutton and Wimbledon to London via Streatham and Tulse Hill

Saturdays

Operator Days of operation/Notes	TL A	TL A	TL A	SN B	TL A	SN C	SN D	TL A	SN E	TL A	SN C	SN F	TL A	SN E	TL A	SN G	SN F	TL A
Sutton (Surrey) (SUO)  d	0546	0549	0616		0619		0642	0646		0649		0712	0716		0719		0742	0746
Carshalton (CSH) d	0549		0619				0645	0649				0715	0719				0745	0749
Hackbridge (HCB) d	0552		0622				0648	0652				0718	0722				0748	0752
Mitcham Junction (MIJ)  d	0555		0625				0651	0655				0721	0725				0751	0755
Mitcham Eastfields (MTC) d	0558		0628				0654	0658				0724	0728				0754	0758
West Sutton (WSU) d		0552			0622					0652						0722		
Sutton Common (SUC) d		0554			0624					0654						0724		
St Helier (SIH) d		0557			0627					0657						0727		
Morden South (MDS) d		0559			0629					0659						0729		
South Merton (SMO) d		0601			0631					0701						0731		
Wimbledon Chase (WBO) d		0603			0633					0703						0733		
Wimbledon (WIM)  a		0606			0636					0706						0736		
Wimbledon (WIM)  d		0607			0637					0707						0737		
Haydens Road (HYR) d		0610			0640					0710						0740		
Tooting (TOO) d		0613			0643					0713						0743		
Streatham (STE)  d	0603	0618	0633	0643	0648			0703	0713	0718			0733	0743	0748			0803
Tulse Hill (TUE)  a	0607	0622	0637	0647	0652			0707	0717	0722			0737	0747	0752			0807
Tulse Hill (TUH)  d	0608	0623	0638	0647	0653	0702		0708	0717	0723	0732		0738	0747	0753	0802		0808
North Dulwich (NDL) d				0651		0706			0721		0736			0751		0806		
East Dulwich (EDW) d				0653		0708			0723		0738			0753		0808		
Peckham Rye (PMR)  d				0656		0711			0726		0741			0756		0811		
Queens Rd Peckham (QRP) d				0658		0713			0728		0743			0758		0813		
South Bermondsey (SBM) d				0701		0716			0731		0746			0801		0816		
London Bridge (LBG)  a				0706		0721			0736		0751			0806		0821		
Herne Hill (HNH)  d	0612	0627	0642		0657			0712		0727			0742		0757			0812
Loughborough Jn (LGJ) d	0615	0630	0645		0700			0715		0730			0745		0800			0815
Elephant & Castle (EPH)  d	0619	0634	0649		0704			0719		0734			0749		0804			0819
London Blackfriars (BFR)  a	0624	0639	0654		0709			0724		0739			0754		0809			0824
City Thameslink (CTK)  a																		
Farringdon (ZFD)  a	0628	0643	0658		0713			0728		0743			0758		0813			0828
St Pancras International (STP)  a	0633	0648	0703		0718			0733		0748			0803		0818			0833
Balham (BAL)  a							0703					0733					0803	
Clapham Junction (CLJ)  a							0707					0737					0807	
London Victoria (VIC)  a							0715					0745					0815	

NOTES (see introductory pages for explanation of train operator codes and standard symbols)

a Arrival time
d Departure time

A To St Albans City
B From Selhurst
C From Norwood Junction
D From Epsom
E From East Croydon
F From Dorking
G From Beckenham Junction

Sutton and Wimbledon to London via Streatham and Tulse Hill

Saturdays




























Operator Days of operation/Notes	SN E	TL A	SN G	SN F	TL A	SN E	TL A	SN G	SN F	TL A	SN E	TL A	SN G	SN H	TL A	SN E	TL A	SN G
Sutton (Surrey) (SUO) 4 d		0749		0812	0816		0819		0842	0846		0849		0912	0916		0919	
Carshalton (CSH) d				0815	0819				0845	0849				0915	0919			
Hackbridge (HCB) d				0818	0822				0848	0852				0918	0922			
Mitcham Junction (MIJ) d				0821	0825				0851	0855				0921	0925			
Mitcham Eastfields (MTC) d				0824	0828				0854	0858				0924	0928			
West Sutton (WSU) d		0752					0822					0852					0922	
Sutton Common (SUC) d		0754					0824					0854					0924	
St Helier (SIH) d		0757					0827					0857					0927	
Morden South (MDS) d		0759					0829					0859					0929	
South Merton (SMO) d		0801					0831					0901					0931	
Wimbledon Chase (WBO) d		0803					0833					0903					0933	
Wimbledon (WIM) 6 a		0806					0836					0906					0936	
Wimbledon (WIM) 6 d		0807					0837					0907					0937	
Haydens Road (HYR) d		0810					0840					0910					0940	
Tooting (TOO) d		0813					0843					0913					0943	
Streatham (STE) 4 d	0813	0818			0833	0843	0848			0903	0913	0918			0933	0943	0948	
Tulse Hill (TUH) 4 a	0817	0822			0837	0847	0852			0907	0917	0922			0937	0947	0952	
Tulse Hill (TUH) 4 d	0817	0823	0832		0838	0847	0853	0902		0908	0917	0923	0932		0938	0947	0953	1002
North Dulwich (NDL) d	0821		0836			0851		0906			0921		0936			0951		1006
East Dulwich (EDW) d	0823		0838			0853		0908			0923		0938			0953		1008
Peckham Rye (PMR) 4 d	0826		0841			0856		0911			0926		0941			0956		1011
Queens Rd Peckham (QRP) d	0828		0843			0858		0913			0928		0943			0958		1013
South Bermondsey (SBM) d	0831		0846			0901		0916			0931		0946			1001		1016
London Bridge (LBG) 4 a	0836		0851			0906		0921			0936		0951			1006		1021
Herne Hill (HNH) 4 d		0827			0842		0857			0912		0927			0942		0957	
Loughborough Jn (LGJ) d		0830			0845		0900			0915		0930			0945		1000	
Elephant & Castle (EPH) d		0834			0849		0904			0919		0934			0949		1004	
London Blackfriars (BFR) 3 a		0839			0854		0909			0924		0939			0954		1009	
City Thameslink (CTK) 3 a							0911			0926		0941			0956		1011	
Farringdon (ZFD) 3 a		0843			0858		0913			0928		0943			0958		1013	
St Pancras International (STP) 15 a		0848			0903		0918			0933		0948			1003		1018	
Balham (BAL) 4 a				0833					0903					0933				
Clapham Junction (CLJ) 10 a				0837					0907					0937				
London Victoria (VIC) 10 a				0845					0915					0945				

NOTES (see introductory pages for explanation of train operator codes and standard symbols)

- a Arrival time
d Departure time
- A To St Albans City
E From East Croydon
F From Dorking
G From Beckenham Junction
H From Horsham

Sutton and Wimbledon to London via Streatham and Tulse Hill

Saturdays












Operator Days of operation/Notes	SN F	TL A	SN E	TL A	SN G	SN H	TL A	SN E	TL A	SN G	SN F	TL A	SN E	TL A	SN G	SN H	TL A	SN E
Sutton (Surrey) (SUO)  d	0942	0946		0949		1012	1016		1019		1042	1046		1049		1112	1116	
Carshalton (CSH) d	0945	0949				1015	1019				1045	1049				1115	1119	
Hackbridge (HCB) d	0948	0952				1018	1022				1048	1052				1118	1122	
Mitcham Junction (MIJ)  d	0951	0955				1021	1025				1051	1055				1121	1125	
Mitcham Eastfields (MTC) d	0954	0958				1024	1028				1054	1058				1124	1128	
West Sutton (WSU) d				0952					1022					1052				
Sutton Common (SUC) d				0954					1024					1054				
St Helier (SIH) d				0957					1027					1057				
Morden South (MDS) d				0959					1029					1059				
South Merton (SMO) d				1001					1031					1101				
Wimbledon Chase (WBO) d				1003					1033					1103				
Wimbledon (WIM)   a				1006					1036					1106				
Wimbledon (WIM)   d				1007					1037					1107				
Haydens Road (HYR) d				1010					1040					1110				
Tooting (TOO) d				1013					1043					1113				
Streatham (STE)  a		1003	1013	1018		1033	1043	1048			1103	1113	1118			1133	1143	
Tulse Hill (TUH)  a		1007	1017	1022		1037	1047	1052			1107	1116	1122			1137	1147	
Tulse Hill (TUH)  d		1008	1017	1023	1032		1038	1047	1053	1102		1108	1117	1123	1132		1138	1147
North Dulwich (NDL) d			1021		1036			1051		1106			1120		1136			1151
East Dulwich (EDW) d			1023		1038			1053		1108			1122		1138			1153
Peckham Rye (PMR)  d			1026		1041			1056		1111			1126		1141			1156
Queens Rd Peckham (QRP) d			1028		1043			1058		1113			1128		1143			1158
South Bermondsey (SBM) d			1031		1046			1101		1116			1131		1146			1201
London Bridge (LBG)   a			1036		1051			1106		1121			1136		1151			1206
Herne Hill (HNH)  d		1012		1027			1042		1057			1112		1127			1142	
Loughborough Jn (LGJ) d		1015		1030			1045		1100			1115		1130			1145	
Elephant & Castle (EPH)  d		1019		1034			1049		1104			1119		1134			1149	
London Blackfriars (BFR)   a		1024		1039			1054		1109			1124		1139			1154	
City Thameslink (CTK)  a		1026		1041			1056		1111			1126		1141			1156	
Farringdon (ZFD)   a		1028		1043			1058		1113			1128		1143			1158	
St Pancras International (STP)    a		1033		1048			1103		1118			1133		1148			1203	
Balham (BAL)   a	1003					1033					1103					1133		
Clapham Junction (CLJ)  a	1007					1037					1108					1137		
London Victoria (VIC)   a	1015					1045					1115					1145		

NOTES (see introductory pages for explanation of train operator codes and standard symbols)

- a Arrival time
d Departure time
- A To St Albans City
E From East Croydon
F From Dorking
G From Beckenham Junction
H From Horsham

Sutton and Wimbledon to London via Streatham and Tulse Hill

Saturdays

Operator Days of operation/Notes	TL A	SN G	SN F	TL A	SN E	TL A	SN G	SN H	TL A	SN E	TL A	SN G	SN F	TL A	SN E	TL A	SN G	SN H
Sutton (Surrey) (SUO)  d	1119		1142	1146		1149		1212	1216		1219		1242	1246		1249		1312
Carshalton (CSH) d			1145	1149				1215	1219				1245	1249				1315
Hackbridge (HCB) d			1148	1152				1218	1222				1248	1252				1318
Mitcham Junction (MIJ)  d			1151	1155				1221	1225				1251	1255				1321
Mitcham Eastfields (MTC) d			1154	1158				1224	1228				1254	1258				1324
West Sutton (WSU) d	1122					1152					1222					1252		
Sutton Common (SUC) d	1124					1154					1224					1254		
St Helier (SIH) d	1127					1157					1227					1257		
Morden South (MDS) d	1129					1159					1229					1259		
South Merton (SMO) d	1131					1201					1231					1301		
Wimbledon Chase (WBO) d	1133					1203					1233					1303		
Wimbledon (WIM)  6 a	1136					1206					1236					1306		
Wimbledon (WIM)  6 d	1137					1207					1237					1307		
Haydens Road (HYR) d	1140					1210					1240					1310		
Tooting (TOO) d	1143					1213					1243					1313		
Streatham (STE) 4 d	1148			1203	1213	1218			1233	1243	1248			1303	1313	1318		
Tulse Hill (TUH) 4 a	1152			1207	1217	1222			1237	1247	1252			1307	1317	1322		
Tulse Hill (TUH) 4 d	1153	1202		1208	1217	1223	1232		1238	1247	1253	1302		1308	1317	1323	1332	
North Dulwich (NDL) d		1206			1221		1236			1251		1306			1321		1336	
East Dulwich (EDW) d		1208			1223		1238			1253		1308			1323		1338	
Peckham Rye (PMR) 4 d		1211			1226		1241			1256		1311			1326		1341	
Queens Rd Peckham (QRP) d		1213			1228		1243			1258		1313			1328		1343	
South Bermondsey (SBM) d		1216			1231		1246			1301		1316			1331		1346	
London Bridge (LBG)  4 a		1221			1236		1251			1306		1321			1336		1351	
Herne Hill (HNH) 4 d	1157			1212		1227			1242		1257			1312		1327		
Loughborough Jn (LGJ) d	1200			1215		1230			1245		1300			1315		1330		
Elephant & Castle (EPH)  d	1204			1219		1234			1249		1304			1319		1334		
London Blackfriars (BFR)  3 a	1209			1224		1239			1254		1309			1324		1339		
City Thameslink (CTK) 3 a	1211			1226		1241			1256		1311			1326		1341		
Farringdon (ZFD)  3 a	1213			1228		1243			1258		1313			1328		1343		
St Pancras International (STP)  15 a	1218			1233		1248			1303		1318			1333		1348		
Balham (BAL)  4 a			1203					1233					1303					1333
Clapham Junction (CLJ) 10 a			1207					1237					1307					1337
London Victoria (VIC)  10 a			1215					1245					1315					1345

NOTES (see introductory pages for explanation of train operator codes and standard symbols)

- a Arrival time
d Departure time
- A To St Albans City
E From East Croydon
F From Dorking
G From Beckenham Junction
H From Horsham

Sutton and Wimbledon to London via Streatham and Tulse Hill

Saturdays

Operator Days of operation/Notes	TL A	SN E	TL A	SN G	SN F	TL A	SN E	TL A	SN G	SN H	TL A	SN E	TL A	SN G	SN F	TL A	SN E	TL A
Sutton (Surrey) (SUO) 4 d	1316		1319		1342	1346		1349		1412	1416		1419		1442	1446		1449
Carshalton (CSH) d	1319				1345	1349				1415	1419				1445	1449		
Hackbridge (HCB) d	1322				1348	1352				1418	1422				1448	1452		
Mitcham Junction (MIJ) d	1325				1351	1355				1421	1425				1451	1455		
Mitcham Eastfields (MTC) d	1328				1354	1358				1424	1428				1454	1458		
West Sutton (WSU) d			1322					1352					1422					1452
Sutton Common (SUC) d			1324					1354					1424					1454
St Helier (SIH) d			1327					1357					1427					1457
Morden South (MDS) d			1329					1359					1429					1459
South Merton (SMO) d			1331					1401					1431					1501
Wimbledon Chase (WBO) d			1333					1403					1433					1503
Wimbledon (WIM) 6 a			1336					1406					1436					1506
Wimbledon (WIM) 6 d			1337					1407					1437					1507
Haydens Road (HYR) d			1340					1410					1440					1510
Tooting (TOO) d			1343					1413					1443					1513
Streatham (STE) 4 d	1333	1343	1348			1403	1413	1418			1433	1443	1448			1503	1513	1518
Tulse Hill (TUH) 4 a	1337	1347	1352			1407	1417	1422			1437	1447	1452			1507	1517	1522
Tulse Hill (TUH) 4 d	1338	1347	1353	1402		1408	1417	1423	1432		1438	1447	1453	1502		1508	1517	1523
North Dulwich (NDL) d		1351		1406			1421		1436			1451		1506				1521
East Dulwich (EDW) d		1353		1408			1423		1438			1453		1508				1523
Peckham Rye (PMR) 4 d		1356		1411			1426		1441			1456		1511				1526
Queens Rd Peckham (QRP) d		1358		1413			1428		1443			1458		1513				1528
South Bermondsey (SBM) d		1401		1416			1431		1446			1501		1516				1531
London Bridge (LBG) 4 a		1406		1421			1436		1451			1506		1521				1536
Herne Hill (HNH) 4 d	1342		1357			1412		1427			1442		1457			1512		1527
Loughborough Jn (LGJ) d	1345		1400			1415		1430			1445		1500			1515		1530
Elephant & Castle (EPH) d	1349		1404			1419		1434			1449		1504			1519		1534
London Blackfriars (BFR) 3 a	1354		1409			1424		1439			1454		1509			1524		1539
City Thameslink (CTK) 3 a	1356		1411			1426		1441			1456		1511			1526		1541
Farringdon (ZFD) 3 a	1358		1413			1428		1443			1458		1513			1528		1543
St Pancras International (STP) 15 a	1403		1418			1433		1448			1503		1518			1533		1548
Balham (BAL) 4 a					1403					1433					1503			
Clapham Junction (CLJ) 10 a					1407					1437					1507			
London Victoria (VIC) 10 a					1415					1445					1515			

NOTES (see introductory pages for explanation of train operator codes and standard symbols)

- a Arrival time
d Departure time
- A To St Albans City
E From East Croydon
F From Dorking
G From Beckenham Junction
H From Horsham

Sutton and Wimbledon to London via Streatham and Tulse Hill

Saturdays




























Operator Days of operation/Notes	SN G	SN H	TL A	SN E	TL A	SN G	SN F	TL A	SN E	TL A	SN G	SN H	TL A	SN E	TL A	SN G	SN F	TL A
Sutton (Surrey) (SUO) 4 d		1512	1516		1519		1542	1546		1549		1612	1616		1619		1642	1646
Carshalton (CSH) d		1515	1519				1545	1549				1615	1619				1645	1649
Hackbridge (HCB) d		1518	1522				1548	1552				1618	1622				1648	1652
Mitcham Junction (MIJ) d		1521	1525				1551	1555				1621	1625				1651	1655
Mitcham Eastfields (MTC) d		1524	1528				1554	1558				1624	1628				1654	1658
West Sutton (WSU) d					1522					1552					1622			
Sutton Common (SUC) d					1524					1554					1624			
St Helier (SIH) d					1527					1557					1627			
Morden South (MDS) d					1529					1559					1629			
South Merton (SMO) d					1531					1601					1631			
Wimbledon Chase (WBO) d					1533					1603					1633			
Wimbledon (WIM) 6 a					1536					1606					1636			
Wimbledon (WIM) 6 d					1537					1607					1637			
Haydens Road (HYR) d					1540					1610					1640			
Tooting (TOO) d					1543					1613					1643			
Streatham (STE) 4 d			1533	1543	1548			1603	1613	1618			1633	1643	1648			1703
Tulse Hill (TUH) 4 a			1537	1547	1552			1607	1617	1622			1637	1647	1652			1707
Tulse Hill (TUH) 4 d	1532		1538	1547	1553	1602		1608	1617	1623	1632		1638	1647	1653	1702		1708
North Dulwich (NDL) d	1536			1551		1606			1621		1636			1651		1706		
East Dulwich (EDW) d	1538			1553		1608			1623		1638			1653		1708		
Peckham Rye (PMR) 4 d	1541			1556		1611			1626		1641			1656		1711		
Queens Rd Peckham (QRP) d	1543			1558		1613			1628		1643			1658		1713		
South Bermondsey (SBM) d	1546			1601		1616			1631		1646			1701		1716		
London Bridge (LBG) 4 a	1551			1606		1621			1636		1651			1706		1721		
Herne Hill (HNH) 4 d			1542		1557			1612		1627			1642		1657			1712
Loughborough Jn (LGJ) d			1545		1600			1615		1630			1645		1700			1715
Elephant & Castle (EPH) d			1549		1604			1619		1634			1649		1704			1719
London Blackfriars (BFR) 3 a			1554		1609			1624		1639			1654		1709			1724
City Thameslink (CTK) 3 a			1556		1611			1626		1641			1656		1711			1726
Farringdon (ZFD) 3 a			1558		1613			1628		1643			1658		1713			1728
St Pancras International (STP) 15 a			1603		1618			1633		1648			1703		1718			1733
Balham (BAL) 4 a		1533					1603					1633					1703	
Clapham Junction (CLJ) 10 a		1537					1607					1637					1707	
London Victoria (VIC) 10 a		1545					1615					1645					1715	

NOTES (see introductory pages for explanation of train operator codes and standard symbols)

- a Arrival time
d Departure time
- A To St Albans City
E From East Croydon
F From Dorking
G From Beckenham Junction
H From Horsham

Sutton and Wimbledon to London via Streatham and Tulse Hill

Saturdays



















Operator Days of operation/Notes	SN E	TL A	SN G	SN H	TL A	SN E	TL A	SN G	SN F	TL A	SN E	TL A	SN G	SN H	TL A	SN E	TL A	SN G
Sutton (Surrey) (SUO)  d		1649		1712	1716		1719		1742	1746		1749		1812	1816		1819	
Carshalton (CSH) d				1715	1719				1745	1749				1815	1819			
Hackbridge (HCB) d				1718	1722				1748	1752				1818	1822			
Mitcham Junction (MIJ)  d				1721	1725				1751	1755				1821	1825			
Mitcham Eastfields (MTC) d				1724	1728				1754	1758				1824	1828			
West Sutton (WSU) d		1652					1722					1752					1822	
Sutton Common (SUC) d		1654					1724					1754					1824	
St Helier (SIH) d		1657					1727					1757					1827	
Morden South (MDS) d		1659					1729					1759					1829	
South Merton (SMO) d		1701					1731					1801					1831	
Wimbledon Chase (WBO) d		1703					1733					1803					1833	
Wimbledon (WIM)   a		1706					1736					1806					1836	
Wimbledon (WIM)   d		1707					1737					1807					1837	
Haydens Road (HYR) d		1710					1740					1810					1840	
Tooting (TOO) d		1713					1743					1813					1843	
Streatham (STE)  d	1713	1718			1733	1743	1748			1803	1813	1818			1833	1843	1848	
Tulse Hill (TUH)  a	1717	1722			1737	1747	1752			1807	1817	1822			1837	1847	1852	
Tulse Hill (TUH)  d	1717	1723	1732		1738	1747	1753	1802		1808	1817	1823	1832		1838	1847	1853	1902
North Dulwich (NDL) d	1721		1736			1751		1806			1821		1836			1851		1906
East Dulwich (EDW) d	1723		1738			1753		1808			1823		1838			1853		1908
Peckham Rye (PMR)  d	1726		1741			1756		1811			1826		1841			1856		1911
Queens Rd Peckham (QRP) d	1728		1743			1758		1813			1828		1843			1858		1913
South Bermondsey (SBM) d	1731		1746			1801		1816			1831		1846			1901		1916
London Bridge (LBG)   a	1736		1751			1806		1821			1836		1851			1906		1921
Herne Hill (HNH)  d		1727			1742		1757			1812		1827			1842		1857	
Loughborough Jn (LGJ) d		1730			1745		1800			1815		1830			1845		1900	
Elephant & Castle (EPH)  d		1734			1749		1804			1819		1834			1849		1904	
London Blackfriars (BFR)   a		1739			1754		1809			1824		1839			1854		1909	
City Thameslink (CTK)  a		1741			1756		1811			1826		1841			1856		1911	
Farringdon (ZFD)   a		1743			1758		1813			1828		1843			1858		1913	
St Pancras International (STP)    a		1748			1803		1818			1833		1848			1903		1918	
Balham (BAL)   a				1733					1803					1833				
Clapham Junction (CLJ)  a				1737					1807					1837				
London Victoria (VIC)   a				1745					1815					1845				

NOTES (see introductory pages for explanation of train operator codes and standard symbols)

- a Arrival time
d Departure time
- A To St Albans City
E From East Croydon
F From Dorking
G From Beckenham Junction
H From Horsham

Sutton and Wimbledon to London via Streatham and Tulse Hill

Saturdays




























Operator Days of operation/Notes	SN F	TL A	SN E	TL A	SN G	SN H	TL A	SN E	TL A	SN G	SN F	TL A	SN E	TL A	SN G	SN F	TL A	SN E
Sutton (Surrey) (SUO)  d	1842	1846		1849		1912	1916		1919		1942	1946		1949		2012	2016	
Carshalton (CSH) d	1845	1849				1915	1919				1945	1949				2015	2019	
Hackbridge (HCB) d	1848	1852				1918	1922				1948	1952				2018	2022	
Mitcham Junction (MIJ)  d	1851	1855				1921	1925				1951	1955				2021	2025	
Mitcham Eastfields (MTC) d	1854	1858				1924	1928				1954	1958				2024	2028	
West Sutton (WSU) d				1852					1922					1952				
Sutton Common (SUC) d				1854					1924					1954				
St Helier (SIH) d				1857					1927					1957				
Morden South (MDS) d				1859					1929					1959				
South Merton (SMO) d				1901					1931					2001				
Wimbledon Chase (WBO) d				1903					1933					2003				
Wimbledon (WIM)  a				1906					1936					2006				
Wimbledon (WIM)  d				1907					1937					2007				
Haydens Road (HYR) d				1910					1940					2010				
Tooting (TOO) d				1913					1943					2013				
Streatham (STE)  a		1903	1913	1918			1933	1943	1948			2003	2013	2018			2033	2043
Tulse Hill (TUH)  a		1907	1917	1922			1937	1947	1952			2007	2017	2022			2037	2047
Tulse Hill (TUH)  d		1908	1917	1923	1932		1938	1947	1953	2002		2008	2017	2023	2032		2038	2047
North Dulwich (NDL) d			1921		1936			1951		2006			2021		2036			2051
East Dulwich (EDW) d			1923		1938			1953		2008			2023		2038			2053
Peckham Rye (PMR)  d			1926		1941			1956		2011			2026		2041			2056
Queens Rd Peckham (QRP) d			1928		1943			1958		2013			2028		2043			2058
South Bermondsey (SBM) d			1931		1946			2001		2016			2031		2046			2101
London Bridge (LBG)  a			1936		1951			2006		2021			2036		2051			2106
Herne Hill (HNH)  d		1912		1927			1942		1957			2012		2027			2042	
Loughborough Jn (LGJ) d		1915		1930			1945		2000			2015		2030			2045	
Elephant & Castle (EPH)  d		1919		1934			1949		2004			2019		2034			2049	
London Blackfriars (BFR)  a		1924		1939			1954		2009			2024		2039			2054	
City Thameslink (CTK)  a		1926		1941			1956		2011			2026		2041			2056	
Farringdon (ZFD)  a		1928		1943			1958		2013			2028		2043			2058	
St Pancras International (STP)  a		1933		1948			2003		2018			2033		2048			2103	
Balham (BAL)  a	1903					1933					2003					2033		
Clapham Junction (CLJ)  a	1907					1937					2007					2037		
London Victoria (VIC)  a	1915					1945					2015					2045		

NOTES (see introductory pages for explanation of train operator codes and standard symbols)

- a Arrival time
d Departure time
- A To St Albans City
E From East Croydon
F From Dorking
G From Beckenham Junction
H From Horsham

Sutton and Wimbledon to London via Streatham and Tulse Hill

Saturdays

Operator Days of operation/Notes	TL A	SN G	SN F	TL A	SN E	TL A	SN G	SN F	TL A	SN E	TL J	SN F	TL J	SN E	TL J	SN G	SN F	TL J
Sutton (Surrey) (SUO)  d	2019		2042	2046		2049		2112	2116		2119	2142	2148		2149		2212	2218
Carshalton (CSH) d			2045	2049				2115	2119			2145	2151				2215	2221
Hackbridge (HCB) d			2048	2052				2118	2122			2148	2154				2218	2224
Mitcham Junction (MIJ)  d			2051	2055				2121	2125			2151	2157				2221	2227
Mitcham Eastfields (MTC) d			2054	2058				2124	2128			2154	2200				2224	2230
West Sutton (WSU) d	2022					2052					2122				2152			
Sutton Common (SUC) d	2024					2054					2124				2154			
St Helier (SIH) d	2027					2057					2127				2157			
Morden South (MDS) d	2029					2059					2129				2159			
South Merton (SMO) d	2031					2101					2131				2201			
Wimbledon Chase (WBO) d	2033					2103					2133				2203			
Wimbledon (WIM)   a	2036					2106					2136				2206			
Wimbledon (WIM)   d	2037					2107					2137				2207			
Haydens Road (HYR) d	2040					2110					2140				2210			
Tooting (TOO) d	2043					2113					2143				2213			
Streatham (STE)  d	2048			2103	2113	2118			2133	2143	2148		2205	2213	2218			2235
Tulse Hill (TUH)  a	2052			2107	2117	2122			2137	2147	2152		2209	2217	2222			2239
Tulse Hill (TUH)  d	2053	2102		2108	2117	2123	2132		2138	2147	2153		2210	2217	2223	2232		2240
North Dulwich (NDL) d		2106			2121		2136			2151				2221		2236		
East Dulwich (EDW) d		2108			2123		2138			2153				2223		2238		
Peckham Rye (PMR)  d		2111			2126		2141			2156				2226		2241		
Queens Rd Peckham (QRP) d		2113			2128		2143			2158				2228		2243		
South Bermondsey (SBM) d		2116			2131		2146			2201				2231		2246		
London Bridge (LBG)   a		2121			2136		2151			2206				2236		2252		
Herne Hill (HNH)  d	2057			2112		2127			2142		2157		2214		2229c			2244
Loughborough Jn (LGJ) d	2100			2115		2130			2145		2200		2217		2232			2247
Elephant & Castle (EPH)  d	2104			2119		2134			2149		2204		2221		2238			2251
London Blackfriars (BFR)   a	2109			2124		2139			2154		2209		2226		2244			2256
City Thameslink (CTK)  a																		
Farringdon (ZFD)   a	2113			2128		2143			2158		2213		2230		2248			2300
St Pancras International (STP)    a	2118			2133		2148			2203		2218		2235		2253			2305
Balham (BAL)   a			2103					2133				2203					2233	
Clapham Junction (CLJ)  a			2107					2137				2207					2237	
London Victoria (VIC)   a			2115					2145				2215					2245	

NOTES (see introductory pages for explanation of train operator codes and standard symbols)

- a Arrival time
 d Departure time
 c Arrives 3 minutes earlier
- A To St Albans City
 E From East Croydon
 F From Dorking
 G From Beckenham Junction
 J To Bedford

Sutton and Wimbledon to London via Streatham and Tulse Hill

Saturdays

Operator Days of operation/Notes	SN E	TL J	SN F	TL J	SN E	TL J	SN G	TL J	SN E	TL J
Sutton (Surrey) (SUO) 4 d		2219	2242	2248		2249		2318		2319
Carshalton (CSH) d			2245	2251				2321		
Hackbridge (HCB) d			2248	2254				2324		
Mitcham Junction (MIJ) d			2251	2257				2327		
Mitcham Eastfields (MTC) d			2254	2300				2330		
West Sutton (WSU) d		2222				2252				2322
Sutton Common (SUC) d		2224				2254				2324
St Helier (SIH) d		2227				2257				2327
Morden South (MDS) d		2229				2259				2329
South Merton (SMO) d		2231				2301				2331
Wimbledon Chase (WBO) d		2233				2303				2333
Wimbledon (WIM) 6 a		2236				2306				2336
Wimbledon (WIM) 6 d		2237				2311				2337
Haydens Road (HYR) d		2240				2314				2340
Tooting (TOO) d		2243				2317				2343
Streatham (STE) 4 d	2243	2248		2305	2313	2322		2335	2343	2348
Tulse Hill (TUH) 4 a	2247	2252		2309	2317	2326		2339	2347	2352
Tulse Hill (TUH) 4 d	2247	2253		2310	2317	2327	2332	2340	2347	2352
North Dulwich (NDL) d	2251				2321		2336		2351	
East Dulwich (EDW) d	2253				2323		2338		2353	
Peckham Rye (PMR) 4 d	2256				2326		2341		2356	
Queens Rd Peckham (QRP) d	2258				2328		2343		2358	
South Bermondsey (SBM) d	2301				2331		2346		0002	
London Bridge (LBG) 4 a	2306				2336		2351		0007	
Herne Hill (HNH) 4 d		2259c		2314		2333c		2344		2356
Loughborough Jn (LGJ) d		2302		2317		2336		2347		2359
Elephant & Castle (EPH) d		2308		2321		2340		2351		0004
London Blackfriars (BFR) 3 a		2314		2326		2345		2356		0008
City Thameslink (CTK) 3 a										
Farringdon (ZFD) 3 a		2318		2330		2353		0006		0013
St Pancras International (STP) 15 a		2323		2335		2358		0010		0018
Balham (BAL) 4 a			2303							
Clapham Junction (CLJ) 10 a			2307							
London Victoria (VIC) 10 a			2315							

NOTES (see introductory pages for explanation of train operator codes and standard symbols)

- a Arrival time
 d Departure time
 c Arrives 3 minutes earlier

 E From East Croydon
 F From Dorking
 G From Beckenham Junction
 J To Bedford

Sutton and Wimbledon to London via Streatham and Tulse Hill

Sundays

Operator Days of operation/Notes	SN A	SN B	SN A	SN C	SN A	SN C	SN A	SN C	SN A	SN C	SN A	TL D	SN A	SN C	TL D	SN A	SN C
Sutton (Surrey) (SUO) 4 d		0714		0744		0812		0842		0912		0919		0942	0949		1012
Carshalton (CSH) d		0717		0747		0815		0845		0915				0945			1015
Hackbridge (HCB) d		0720		0750		0818		0848		0918				0948			1018
Mitcham Junction (MIJ) d		0724		0754		0821		0851		0921				0951			1021
Mitcham Eastfields (MTC) d		0727		0757		0824		0854		0924				0954			1024
West Sutton (WSU) d												0922			0952		
Sutton Common (SUC) d												0924			0954		
St Helier (SIH) d												0927			0957		
Morden South (MDS) d												0929			0959		
South Merton (SMO) d												0931			1001		
Wimbledon Chase (WBO) d												0933			1003		
Wimbledon (WIM) 6 a												0936			1006		
Wimbledon (WIM) 6 d												0937			1007		
Haydens Road (HYR) d												0939			1009		
Tooting (TOO) d												0943			1013		
Streatham (STE) 4 d	0659		0729		0800		0829		0859		0929	0948	0959		1018	1029	
Tulse Hill (TUH) 4 a	0703		0733		0804		0833		0903		0933	0952	1003		1022	1033	
Tulse Hill (TUH) 4 d	0703		0733		0804		0833		0903		0933	0952	1003		1022	1033	
North Dulwich (NDL) d	0706		0736		0807		0836		0906		0936		1006			1036	
East Dulwich (EDW) d	0708		0738		0809		0838		0908		0938		1008			1038	
Peckham Rye (PMR) 4 d	0712		0742		0813		0842		0912		0942		1012			1042	
Queens Rd Peckham (QRP) d	0714		0744		0815		0844		0914		0944		1014			1044	
South Bermondsey (SBM) d	0717		0747		0817		0847		0917		0947		1017			1047	
London Bridge (LBG) 4 a	0722		0753		0822		0852		0922		0952		1022			1052	
Herne Hill (HNN) 4 d												0956			1026		
Loughborough Jn (LGJ) d												0959			1029		
Elephant & Castle (EPH) d												1004			1034		
London Blackfriars (BFR) 3 a												1008			1038		
City Thameslink (CTK) 3 a																	
Farringdon (ZFD) 3 a												1013			1043		
St Pancras International (STP) 15 a												1017			1047		
Balham (BAL) 4 a		0735		0806		0835		0902		0932				1002			1032
Clapham Junction (CLJ) 10 a		0740		0810		0841		0907		0937				1007			1037
London Victoria (VIC) 10 a		0748		0819		0849		0915		0945				1015			1045

NOTES (see introductory pages for explanation of train operator codes and standard symbols)

- a Arrival time
d Departure time
- A From East Croydon
B From Epsom
C From Dorking
D To Luton

Sutton and Wimbledon to London via Streatham and Tulse Hill

Sundays

Operator Days of operation/Notes	TL D	SN A	SN C	TL E	TL D	SN A	SN C	TL E	TL D	SN A	SN C	TL E	TL D	SN A	SN C	TL E	TL D
Sutton (Surrey) (SUO) 4 d	1019		1042	1046	1049		1112	1116	1119		1142	1146	1149		1212	1216	1219
Carshalton (CSH) d			1045	1049			1115	1119			1145	1149			1215	1219	
Hackbridge (HCB) d			1048	1052			1118	1122			1148	1152			1218	1222	
Mitcham Junction (MIJ) d			1051	1055			1121	1125			1151	1155			1221	1225	
Mitcham Eastfields (MTC) d			1054	1058			1124	1128			1154	1158			1224	1228	
West Sutton (WSU) d	1022				1052				1122				1152				1222
Sutton Common (SUC) d	1024				1054				1124				1154				1224
St Helier (SIH) d	1027				1057				1127				1157				1227
Morden South (MDS) d	1029				1059				1129				1159				1229
South Merton (SMO) d	1031				1101				1131				1201				1231
Wimbledon Chase (WBO) d	1033				1103				1133				1203				1233
Wimbledon (WIM) 6 a	1036				1106				1136				1206				1236
Wimbledon (WIM) 6 d	1037				1107				1137				1207				1237
Haydens Road (HYR) d	1039				1109				1139				1209				1239
Tooting (TOO) d	1043				1113				1143				1213				1243
Streatham (STE) 4 d	1048	1059		1103	1117	1129		1133	1147	1159		1203	1217	1229		1233	1247
Tulse Hill (TUE) 4 a	1052	1103		1107	1121	1133		1137	1151	1203		1207	1221	1233		1237	1251
Tulse Hill (TUH) 4 d	1052	1103		1107	1122	1133		1137	1152	1203		1207	1222	1233		1237	1252
North Dulwich (NDL) d		1106				1136				1206				1236			
East Dulwich (EDW) d		1108				1138				1208				1238			
Peckham Rye (PMR) 4 d		1112				1142				1212				1242			
Queens Rd Peckham (QRP) d		1114				1144				1214				1244			
South Bermondsey (SBM) d		1117				1147				1217				1247			
London Bridge (LBG) 4 a		1122				1152				1222				1252			
Herne Hill (HNH) 4 d	1056			1111	1126			1141	1156			1211	1226			1241	1256
Loughborough Jn (LGJ) d	1059			1114	1129			1144	1159			1214	1229			1244	1259
Elephant & Castle (EPH) d	1104			1119	1134			1149	1204			1219	1234			1249	1304
London Blackfriars (BFR) 3 a	1108			1123	1138			1153	1208			1223	1238			1253	1308
City Thameslink (CTK) 3 a																	
Farringdon (ZFD) 3 a	1113			1128	1143			1158	1213			1228	1243			1258	1313
St Pancras International (STP) 15 a	1117			1132	1147			1202	1217			1232	1247			1302	1317
Balham (BAL) 4 a			1102				1132				1202				1232		
Clapham Junction (CLJ) 10 a			1107				1137				1207				1237		
London Victoria (VIC) 10 a			1115				1145				1215				1245		

NOTES (see introductory pages for explanation of train operator codes and standard symbols)

- a Arrival time
d Departure time
- A From East Croydon
C From Dorking
D To Luton
E To St Albans City

Sutton and Wimbledon to London via Streatham and Tulse Hill

Sundays



























Operator Days of operation/Notes	SN A	SN C	TL E	TL D	SN A	SN C	TL E	TL D	SN A	SN C	TL E	TL D	SN A	SN C	TL E	TL D	SN A
Sutton (Surrey) (SUO) 4 d		1242	1246	1249		1312	1316	1319		1342	1346	1349		1412	1416	1419	
Carshalton (CSH) d		1245	1249			1315	1319			1345	1349			1415	1419		
Hackbridge (HCB) d		1248	1252			1318	1322			1348	1352			1418	1422		
Mitcham Junction (MIJ) d		1251	1255			1321	1325			1351	1355			1421	1425		
Mitcham Eastfields (MTC) d		1254	1258			1324	1328			1354	1358			1424	1428		
West Sutton (WSU) d				1252				1322				1352				1422	
Sutton Common (SUC) d				1254				1324				1354				1424	
St Helier (SIH) d				1257				1327				1357				1427	
Morden South (MDS) d				1259				1329				1359				1429	
South Merton (SMO) d				1301				1331				1401				1431	
Wimbledon Chase (WBO) d				1303				1333				1403				1433	
Wimbledon (WIM) 6 a				1306				1336				1406				1436	
Wimbledon (WIM) 6 d				1307				1337				1407				1437	
Haydens Road (HYR) d				1309				1339				1409				1439	
Tooting (TOO) d				1313				1343				1413				1443	
Streatham (STE) 4 d	1259		1303	1317	1329		1333	1347	1359		1403	1417	1429		1433	1447	1459
Tulse Hill (TEH) 4 a	1303		1307	1321	1333		1337	1351	1403		1407	1421	1433		1437	1451	1503
Tulse Hill (TUH) 4 d	1303		1307	1322	1333		1337	1352	1403		1407	1422	1433		1437	1452	1503
North Dulwich (NDL) d	1306				1336				1406				1436				1506
East Dulwich (EDW) d	1308				1338				1408				1438				1508
Peckham Rye (PMR) 4 d	1312				1342				1412				1442				1512
Queens Rd Peckham (QRP) d	1314				1344				1414				1444				1514
South Bermondsey (SBM) d	1317				1347				1417				1447				1517
London Bridge (LBG) 4 a	1322				1352				1422				1452				1522
Herne Hill (HNH) 4 d			1311	1326			1341	1356			1411	1426			1441	1456	
Loughborough Jn (LGJ) d			1314	1329			1344	1359			1414	1429			1444	1459	
Elephant & Castle (EPH) d			1319	1334			1349	1404			1419	1434			1449	1504	
London Blackfriars (BFR) 3 a			1323	1338			1353	1408			1423	1438			1453	1508	
City Thameslink (CTK) 3 a																	
Farringdon (ZFD) 3 a			1328	1343			1358	1413			1428	1443			1458	1513	
St Pancras International (STP) 15 a			1332	1347			1402	1417			1432	1447			1502	1517	
Balham (BAL) 4 a		1302				1332				1402				1432			
Clapham Junction (CLJ) 10 a		1307				1337				1407				1437			
London Victoria (VIC) 10 a		1315				1345				1415				1445			

NOTES (see introductory pages for explanation of train operator codes and standard symbols)

- a Arrival time
d Departure time
- A From East Croydon
C From Dorking
D To Luton
E To St Albans City

Sutton and Wimbledon to London via Streatham and Tulse Hill

Sundays

Operator Days of operation/Notes	SN C	TL E	TL D	SN A	SN C	TL E	TL D	SN A	SN C	TL E	TL D	SN A	SN C	TL E	TL D	SN A	SN C
Sutton (Surrey) (SUO)  d	1442	1446	1449		1512	1516	1519		1542	1546	1549		1612	1616	1619		1642
Carshalton (CSH) d	1445	1449			1515	1519			1545	1549			1615	1619			1645
Hackbridge (HCB) d	1448	1452			1518	1522			1548	1552			1618	1622			1648
Mitcham Junction (MIJ)  d	1451	1455			1521	1525			1551	1555			1621	1625			1651
Mitcham Eastfields (MTC) d	1454	1458			1524	1528			1554	1558			1624	1628			1654
West Sutton (WSU) d			1452				1522				1552				1622		
Sutton Common (SUC) d			1454				1524				1554				1624		
St Helier (SIH) d			1457				1527				1557				1627		
Morden South (MDS) d			1459				1529				1559				1629		
South Merton (SMO) d			1501				1531				1601				1631		
Wimbledon Chase (WBO) d			1503				1533				1603				1633		
Wimbledon (WIM)   a			1506				1536				1606				1636		
Wimbledon (WIM)   d			1507				1537				1607				1637		
Haydens Road (HYR) d			1509				1539				1609				1639		
Tooting (TOO) d			1513				1543				1613				1643		
Streatham (STE)  d		1503	1517	1529		1533	1547	1559		1603	1617	1629		1633	1647	1659	
Tulse Hill (TUH)  a		1507	1521	1533		1537	1551	1603		1607	1621	1633		1637	1651	1703	
Tulse Hill (TUH)  d		1507	1522	1533		1537	1552	1603		1607	1622	1633		1637	1652	1703	
North Dulwich (NDL) d				1536				1606				1636				1706	
East Dulwich (EDW) d				1538				1608				1638				1708	
Peckham Rye (PMR)  d				1542				1612				1642				1712	
Queens Rd Peckham (QRP) d				1544				1614				1644				1714	
South Bermondsey (SBM) d				1547				1617				1647				1717	
London Bridge (LBG)   a				1552				1622				1652				1722	
Herne Hill (HNH)  d		1511	1526			1541	1556			1611	1626			1641	1656		
Loughborough Jn (LGJ) d		1514	1529			1544	1559			1614	1629			1644	1659		
Elephant & Castle (EPH)  d		1519	1534			1549	1604			1619	1634			1649	1704		
London Blackfriars (BFR)   a		1523	1538			1553	1608			1623	1638			1653	1708		
City Thameslink (CTK)  a																	
Farringdon (ZFD)   a		1528	1543			1558	1613			1628	1643			1658	1713		
St Pancras International (STP)   a		1532	1547			1602	1617			1632	1647			1702	1717		
Balham (BAL)   a	1502				1532				1602				1632				1702
Clapham Junction (CLJ)  a	1507				1537				1607				1637				1707
London Victoria (VIC)   a	1515				1545				1615				1645				1715

NOTES (see introductory pages for explanation of train operator codes and standard symbols)

- a Arrival time
d Departure time
- A From East Croydon
C From Dorking
D To Luton
E To St Albans City

Sutton and Wimbledon to London via Streatham and Tulse Hill

Sundays

Operator Days of operation/Notes	TL E	TL D	SN A	SN C	TL E	TL D	SN A	SN C	TL E	TL D	SN A	SN C	TL E	TL D	SN A	SN C	TL E
Sutton (Surrey) (SUO) 4 d	1646	1649		1712	1716	1719		1742	1746	1749		1812	1816	1819		1842	1846
Carshalton (CSH) d	1649			1715	1719			1745	1749			1815	1819			1845	1849
Hackbridge (HCB) d	1652			1718	1722			1748	1752			1818	1822			1848	1852
Mitcham Junction (MIJ) d	1655			1721	1725			1751	1755			1821	1825			1851	1855
Mitcham Eastfields (MTC) d	1658			1724	1728			1754	1758			1824	1828			1854	1858
West Sutton (WSU) d		1652				1722				1752				1822			
Sutton Common (SUC) d		1654				1724				1754				1824			
St Helier (SIH) d		1657				1727				1757				1827			
Morden South (MDS) d		1659				1729				1759				1829			
South Merton (SMO) d		1701				1731				1801				1831			
Wimbledon Chase (WBO) d		1703				1733				1803				1833			
Wimbledon (WIM) 6 a		1706				1736				1806				1836			
Wimbledon (WIM) 6 d		1707				1737				1807				1837			
Haydons Road (HYR) d		1709				1739				1809				1839			
Tooting (TOO) d		1713				1743				1813				1843			
Streatham (STE) 4 d	1703	1717	1729		1733	1747	1759		1803	1817	1829		1833	1847	1859		1903
Tulse Hill (TUH) 4 a	1707	1721	1733		1737	1751	1803		1807	1821	1833		1837	1851	1903		1907
Tulse Hill (TUH) 4 d	1707	1722	1733		1737	1752	1803		1807	1822	1833		1837	1852	1903		1907
North Dulwich (NDL) d			1736				1806				1836				1906		
East Dulwich (EDW) d			1738				1808				1838				1908		
Peckham Rye (PMR) 4 d			1742				1812				1842				1912		
Queens Rd Peckham (QRP) d			1744				1814				1844				1914		
South Bermondsey (SBM) d			1747				1817				1847				1917		
London Bridge (LBG) 4 a			1752				1822				1852				1922		
Herne Hill (HNH) 4 d	1711	1726			1741	1756			1811	1826			1841	1856			1911
Loughborough Jn (LGJ) d	1714	1729			1744	1759			1814	1829			1844	1859			1914
Elephant & Castle (EPH) d	1719	1734			1749	1804			1819	1834			1849	1904			1919
London Blackfriars (BFR) 3 a	1723	1738			1753	1808			1823	1838			1853	1908			1923
City Thameslink (CTK) 3 a																	
Farringdon (ZFD) 3 a	1728	1743			1758	1813			1828	1843			1858	1913			1928
St Pancras International (STP) 15 a	1732	1747			1802	1817			1832	1847			1902	1917			1932
Balham (BAL) 4 a				1732				1802				1832				1902	
Clapham Junction (CLJ) 10 a				1737				1807				1837				1907	
London Victoria (VIC) 10 a				1745				1815				1845				1915	

NOTES (see introductory pages for explanation of train operator codes and standard symbols)

- a Arrival time
d Departure time
- A From East Croydon
C From Dorking
D To Luton
E To St Albans City

Sutton and Wimbledon to London via Streatham and Tulse Hill

Sundays




























Operator Days of operation/Notes	TL D	SN A	SN C	TL E	TL D	SN A	SN C	TL E	TL D	SN A	SN C	TL E	TL D	SN A	SN C	TL E	TL D
Sutton (Surrey) (SUO) 4 d	1849		1912	1916	1919		1942	1946	1949		2012	2016	2019		2042	2046	2049
Carshalton (CSH) d			1915	1919			1945	1949			2015	2019			2045	2049	
Hackbridge (HCB) d			1918	1922			1948	1952			2018	2022			2048	2052	
Mitcham Junction (MIJ) d			1921	1925			1951	1955			2021	2025			2051	2055	
Mitcham Eastfields (MTC) d			1924	1928			1954	1958			2024	2028			2054	2058	
West Sutton (WSU) d	1852				1922				1952				2022				2052
Sutton Common (SUC) d	1854				1924				1954				2024				2054
St Helier (SIH) d	1857				1927				1957				2027				2057
Morden South (MDS) d	1859				1929				1959				2029				2059
South Merton (SMO) d	1901				1931				2001				2031				2101
Wimbledon Chase (WBO) d	1903				1933				2003				2033				2103
Wimbledon (WIM) 6 a	1906				1936				2006				2036				2106
Wimbledon (WIM) 6 d	1907				1937				2007				2037				2107
Haydens Road (HYR) d	1909				1939				2009				2039				2109
Tooting (TOO) d	1913				1943				2013				2043				2113
Streatham (STE) 4 d	1917	1929		1933	1947	1959		2003	2017	2029		2033	2047	2059		2103	2117
Tulse Hill (TSH) 4 a	1921	1933		1937	1951	2003		2007	2021	2033		2037	2051	2103		2107	2121
Tulse Hill (TUH) 4 d	1922	1933		1937	1952	2003		2007	2022	2033		2037	2052	2103		2107	2122
North Dulwich (NDL) d		1936				2006				2036				2106			
East Dulwich (EDW) d		1938				2008				2038				2108			
Peckham Rye (PMR) 4 d		1942				2012				2042				2112			
Queens Rd Peckham (QRP) d		1944				2014				2044				2114			
South Bermondsey (SBM) d		1947				2017				2047				2117			
London Bridge (LBG) 4 a		1952				2022				2052				2122			
Herne Hill (HNH) 4 d	1926			1941	1956			2011	2026			2041	2056			2111	2126
Loughborough Jn (LGJ) d	1929			1944	1959			2014	2029			2044	2059			2114	2129
Elephant & Castle (EPH) d	1934			1949	2004			2019	2034			2049	2104			2119	2134
London Blackfriars (BFR) 3 a	1938			1953	2008			2023	2038			2053	2108			2123	2138
City Thameslink (CTK) 3 a																	
Farringdon (ZFD) 3 a	1943			1958	2013			2028	2043			2058	2113			2128	2143
St Pancras International (STP) 15 a	1947			2002	2017			2032	2047			2102	2117			2132	2147
Balham (BAL) 4 a			1932				2003				2032				2102		
Clapham Junction (CLJ) 10 a			1937				2008				2037				2107		
London Victoria (VIC) 10 a			1945				2016				2047				2115		

NOTES (see introductory pages for explanation of train operator codes and standard symbols)

- a Arrival time
d Departure time
- A From East Croydon
C From Dorking
D To Luton
E To St Albans City

Sutton and Wimbledon to London via Streatham and Tulse Hill

Sundays

Operator Days of operation/Notes	SN A	SN C	TL E	TL F	SN A	SN C	TL G	TL F	SN A	SN B	TL F	TL	SN A	SN C	TL F	SN B	SN H
Sutton (Surrey) (SUO)  d		2112	2116	2119		2142	2146	2149		2212	2216	2219		2242	2246	2312	2346
Carshalton (CSH) d		2115	2119			2145	2149			2215	2219			2245	2249	2315	2349
Hackbridge (HCB) d		2118	2122			2148	2152			2218	2222			2248	2252	2318	2352
Mitcham Junction (MIJ)  d		2121	2125			2151	2155			2221	2225			2251	2255	2321	2355
Mitcham Eastfields (MTC) d		2124	2128			2154	2158			2224	2228			2254	2258	2324	2358
West Sutton (WSU) d				2122				2152				2222					
Sutton Common (SUC) d				2124				2154				2224					
St Helier (SIH) d				2127				2157				2227					
Morden South (MDS) d				2129				2159				2229					
South Merton (SMO) d				2131				2201				2231					
Wimbledon Chase (WBO) d				2133				2203				2233					
Wimbledon (WIM)   a				2136				2206				2236					
Wimbledon (WIM)   d				2137				2207				2237					
Haydens Road (HYR) d				2139				2209				2239					
Tooting (TOO) d				2143				2213				2242					
Streatham (STE)  d	2129		2133	2147	2159		2203	2217	2229		2233	2247	2259		2302		
Tulse Hill (TUH)  a	2133		2137	2151	2203		2207	2221	2233		2237	2251	2303		2306		
Tulse Hill (TUH)  d	2133		2137	2152	2203		2207	2222	2233		2237	2252	2303		2307		
North Dulwich (NDL) d	2136				2206				2236				2306				
East Dulwich (EDW) d	2138				2208				2238				2308				
Peckham Rye (PMR)  d	2142				2212				2242				2312				
Queens Rd Peckham (QRP) d	2144				2214				2244				2314				
South Bermondsey (SBM) d	2147				2217				2247				2317				
London Bridge (LBG)   a	2152				2222				2252				2322				
Herne Hill (HNH)  d			2141	2156			2211	2226			2241	2256			2311		
Loughborough Jn (LGJ) d			2144	2159			2214	2229			2244	2259			2314		
Elephant & Castle (EPH)  d			2149	2204			2219	2234			2249	2304			2319		
London Blackfriars (BFR)   a			2153	2208			2223	2238			2253	2308			2323		
City Thameslink (CTK)  a																	
Farringdon (ZFD)   a			2158	2213			2228	2243			2258				2328		
St Pancras International (STP)    a			2202	2217			2232	2247			2302				2332		
Balham (BAL)   a		2132				2202				2232				2302		2331	0006
Clapham Junction (CLJ)  a		2137				2207				2237				2307		2335	0012
London Victoria (VIC)   a		2145				2215				2248				2318		2343	0021

NOTES (see introductory pages for explanation of train operator codes and standard symbols)

- a Arrival time
d Departure time
- A From East Croydon
B From Epsom
C From Dorking
E To St Albans City
F To Bedford
G To West Hampstead Thameslink
H From Dorking. Also calls at Wandsworth Common and Battersea Park